



Tip***Typical installation of an MD44FT field installable jack*****Mini DIN 4 - S-Video Jack**


Black Center	4		3	Yellow Center
Black Shield	2		1	Yellow Shield



Prepare coaxial lines.



Insert center conductors, shields and tighten set screws.



Secure cable with cable tie to connector.



Attach to faceplate and install.