


**Tip**


## How to assemble a TDS8PC5 and TDS8PC6 series shielded Category 5e and Category 6 modular plugs

STEP 1




Strip jacketing and shield to dimensions shown.

STEP 2




Fold shield back onto jacketing. Wrap drain wire one and a half times around shield. Trim excess.

STEP 3




Untwist pairs and arrange to desired order. Trim conductors at an angle and insert into loading bar. Trim excess wires.

STEP 4




Insert prepared cable into plug.

STEP 5



Bend strain relief to lay along cable.

STEP 6



Crimp plug with the specially designed HTS2700 crimp tool.