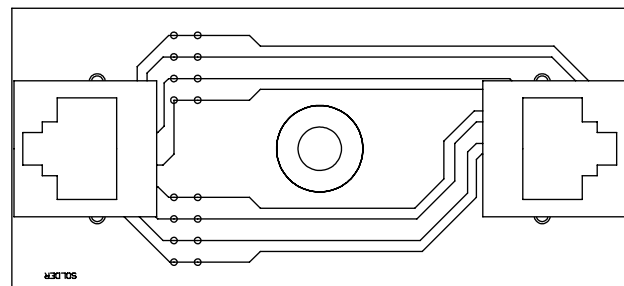
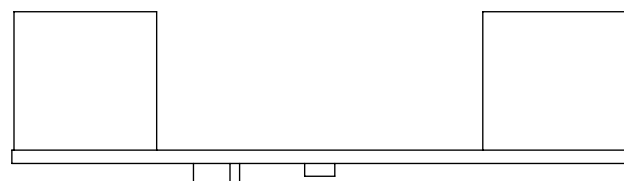
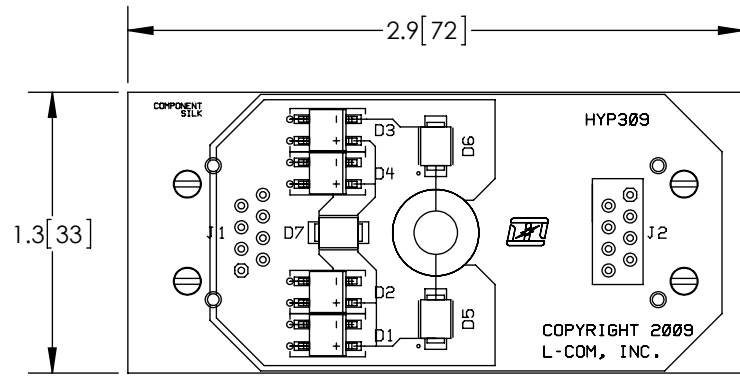


THE INFORMATION CONTAINED IN THIS DRAWING IS THE SOLE PROPERTY OF L-COM, INC. ANY REPRODUCTION IN PART OR WHOLE WITHOUT THE WRITTEN PERMISSION OF L-COM, INC. IS PROHIBITED.

REVISIONS			
REV	DESCRIPTION	DATE	APPROVED
A	INITIAL RELEASE	8/22/13	D.GRIFFIN



NOTES:  
 1- ALL PARTS SHALL BE PACKAGED AS PER L-COM SPEC PKG-00012  
 - ALL DIMENSIONS FOR REFERENCE ONLY -  
 REGULATORY COMPLIANCE:  
 RoHS, CE

UNLESS OTHERWISE SPECIFIED, DIMENSIONS ARE IN INCHES [mm]  DIMENSIONAL TOLERANCES: .X = ±.1 [2.54] .XX = ±.01 [.25] .XXX = ±.005 [.13]  ANGULAR TOLERANCES: ALL = ± 1°	APPROVALS DRAWN BY B.PUCHASKI	DATE 08/21/13	45 BEECHWOOD DRIVE NORTH ANDOVER, MA 01845	
	CHECKED BY P.PESA	08/21/13		CATEGORY LIGHTNING PROTECTORS
	APPROVED BY P.PESA	08/21/13		PRODUCT DESCRIPTION LP REPLACEMENT PCB ASSEMBLY HYP309
PROJECTION 	CONFIGURATION DETAILS OF UNDIMENSIONED FEATURES MAY VARY	COLOR VARIATIONS MAY OCCUR	SCALE: NONE CAD FILE: ALPR-HYP309.SLDDRW	
SIZE <b>A</b>	FSCM NO. <b>43321</b>	DWG. NO. <b>ALPR-HYP309</b>	REV. <b>A</b>	
			SHEET 1 OF 1	