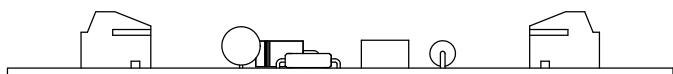
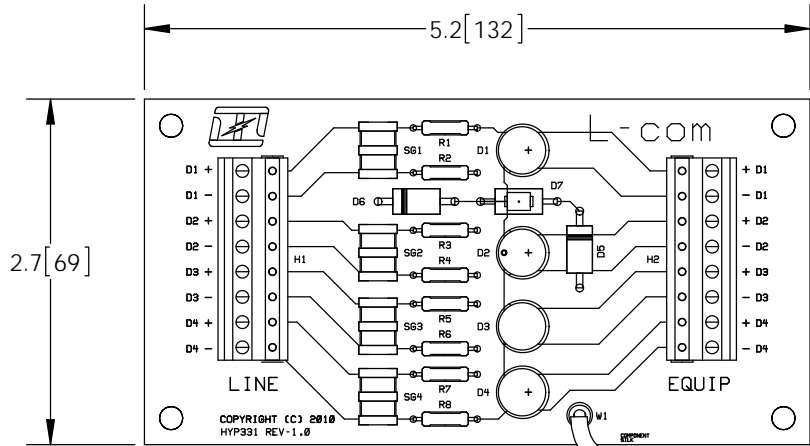
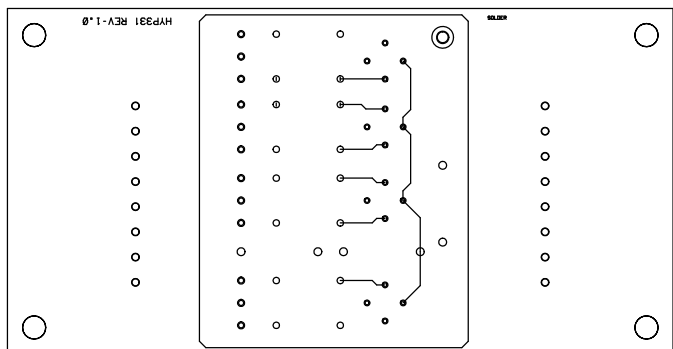


THE INFORMATION CONTAINED IN THIS DRAWING IS THE SOLE PROPERTY OF L-COM, INC. ANY REPRODUCTION IN PART OR WHOLE WITHOUT THE WRITTEN PERMISSION OF L-COM, INC. IS PROHIBITED.

REVISIONS			
REV	DESCRIPTION	DATE	APPROVED
A	INITIAL RELEASE	09/12/12	D.GRIFFIN
B	ECN7683 ADD GROUND WIRE W/LUG	11/20/14	B.PUCHASKI



3 INCH GREEN
GROUND WIRE
W/ LUG



NOTES:

- 1- ALL PARTS SHALL BE PACKAGED AS PER L-COM SPEC PKG-00012
- ALL DIMENSIONS FOR REFERENCE ONLY -

REGULATORY COMPLIANCE:
CE2011/65/EU(RoHS DIRECTIVE)

UNLESS OTHERWISE SPECIFIED, DIMENSIONS ARE IN INCHES [mm]	APPROVALS	DATE		45 BEECHWOOD DRIVE NORTH ANDOVER, MA 01845	
	DRAWN BY B.PUCHASKI	09/12/12			
	CHECKED BY K.BURGNER	09/12/12			
DIMENSIONAL TOLERANCES: .X = ±.1 .XX = ±.01 .XXX = ±.005	APPROVED BY P.PESA	09/12/12	CATEGORY	LIGHTNING PROTECTORS	
ANGULAR TOLERANCES: ALL = ± 1°	CONFIGURATION DETAILS OF UNDIMENSIONED FEATURES MAY VARY		PRODUCT DESCRIPTION	LP REPLACEMENT PCB ASSEMBLY AL-D4-DTW	
PROJECTION 	COLOR VARIATIONS MAY OCCUR	SIZE A	FSCM NO. 43321	DWG. NO. ALPR-HYP331-1	REV. B
		SCALE: NONE	CAD FILE: ALPR-HYP331-1.SLDDRW	SHEET 1 OF 1	