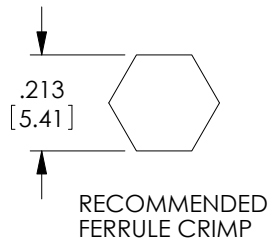
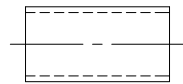
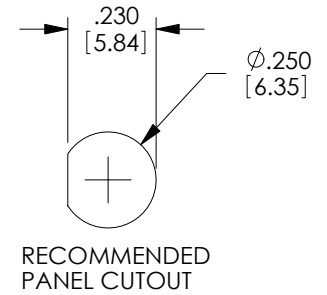
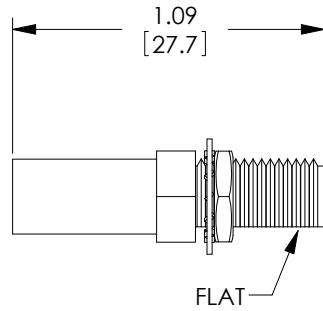


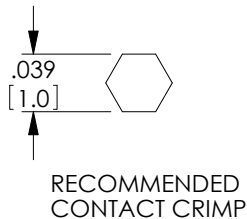
THE INFORMATION CONTAINED IN THIS DRAWING IS THE SOLE PROPERTY OF L-COM, INC. ANY REPRODUCTION IN PART OR WHOLE WITHOUT THE WRITTEN PERMISSION OF L-COM, INC. IS PROHIBITED.

REVISIONS			
REV	DESCRIPTION	DATE	APPROVED
B	REVISED AND REDRAWN	3/29/05	-
C	ECN 4233: UPDATED CRIMP INFO	9/02/09	-
D	ECN 5530: REDRAWN AND NEW FORMAT	5/26/11	D.FRISIELLO

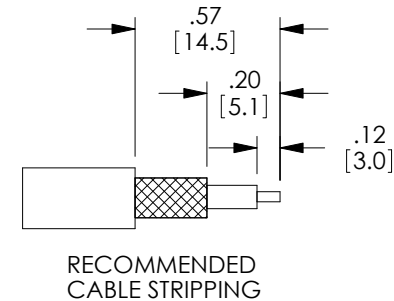
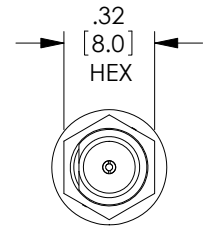
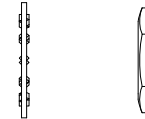
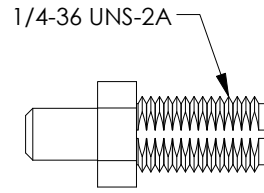
DESCRIPTION	MATERIAL	FINISH
BODY	BRASS	NICKEL PLATE
CENTER PIN	PHOS. BRONZE	GOLD PLATE
DIELECTRIC	TFE	-
O-RING	RUBBER	-
FERRULE	BRASS	NICKEL PLATE
WASHER	BRASS	NICKEL PLATE
NUT	BRASS	NICKEL PLATE



RECOMMENDED FERRULE CRIMP



RECOMMENDED CONTACT CRIMP



RECOMMENDED CABLE STRIPPING

**NOTES:**

**ELECTRICAL:**

IMPEDANCE: 50 OHMS  
 FREQUENCY RANGE: DC ~ 6 GHz  
 VOLTAGE RATING: 500 VOLTS PEAK  
 DIELECTRIC WITHSTANDING VOLTAGE: 1000 VOLTS RMS  
 CABLE RETENTION: 40 LBS PULL

**MISCELLANEOUS:**

COMPONENT SHALL BE INDIVIDUALLY PACKAGED IN ACCORDANCE WITH L-COM SPECIFICATION PS-0031.

APPLICATIONS: RG58/141/142, CA195RW, LMR195.

ALL DIMENSIONS ARE FOR REFERENCE ONLY.

RoHS Compliant ✓

UNLESS OTHERWISE SPECIFIED, DIMENSIONS ARE IN INCHES [mm] OVERALL CABLE LENGTH TOLERANCE: ≤12 [305] = +1 [25] / -0 >12 [305] ≤60 [1524] = +2 [51] / -0 >60 [1524] ≤120 [3048] = +4 [102] / -0 >120 [3048] ≤300 [7620] = +6 [152] / -0 >300 [7620] = +3% / -0% ALL OTHER DIMENSIONAL TOLERANCES: .X = ±.2 .XX = ±.02 .XXX = ±.005	APPROVALS DRAWN BY JC	DATE 03/29/05	45 BEECHWOOD DRIVE NORTH ANDOVER, MA 01845		
	CHECKED BY P.PESA	DATE 03/29/05		CATEGORY COAXIAL	
	APPROVED BY P.PESA	DATE 03/29/05	PRODUCT DESCRIPTION CONN SMA F BHD RG58, 195 CRIMP NK		
	PROJECTION 	CONFIGURATION DETAILS OF UNDIMENSIONED FEATURES MAY VARY COLOR VARIATIONS MAY OCCUR	SIZE A	FSCM NO. 43321	DWG. NO. ASF-3700