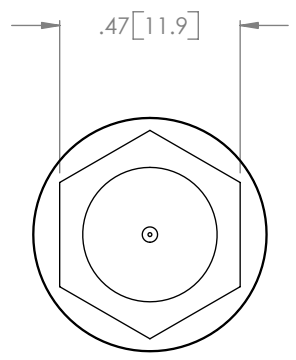
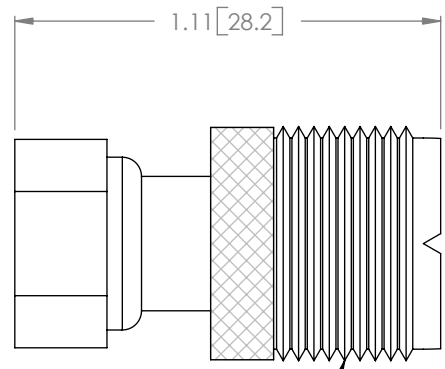


THE INFORMATION CONTAINED IN THIS DRAWING IS THE SOLE PROPERTY OF L-COM, INC. ANY REPRODUCTION IN PART OR WHOLE WITHOUT THE WRITTEN PERMISSION OF L-COM, INC. IS PROHIBITED.

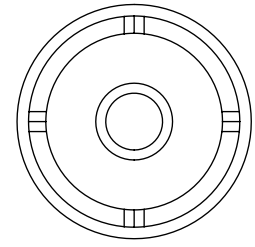
REVISIONS			
REV	DESCRIPTION	DATE	CHANGED BY
A	RELEASED FOR PRODUCTION	12/13/01	MCCORMICK
B	REVISED LENGTH FROM 1.24 (ECN 1488)	09/08/03	MCCORMICK
C	ECN 3119: UPDATE DWG FORMAT	12/18/07	D.GRIFFIN



"F" PLUG



5/8-24 UNEF



UHF JACK

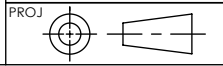
SPECIFICATIONS;

MATERIALS;  
 BODY: BRASS  
 CONTACTS: BRASS  
 INSULATOR: DELRIN  
 COUPLING NUT: BRASS

FINISH;  
 SHELL: NICKEL  
 CONTACT: NICKEL  
 COUPLING NUT: NICKEL

**RoHS Compliant** ✓

UNLESS OTHERWISE SPECIFIED,  
 DIMENSIONS ARE IN INCHES [mm]  
 TOLERANCES TO BE:  
 .X ±.1 [2.5] ANGLES ±2°  
 .XX ±.01 [.25]  
 .XXX ±.005 [.13]  
 OVERALL CABLE LENGTH TOL:  
 ≤ 60 [1524] +3 [76.2] / -0  
 > 60 [1524] +5% / -0%



APPROVALS	DATE
DRAWN BY C.MCCORMICK	11/28/2001
CHECKED BY D.PARHAM	11/28/2001
APPROVED BY R.CARRICK	11/28/2001

CONFIGURATION DETAILS OF  
 UNDIMENSIONED FEATURES  
 MAY VARY

**L-com** 45 BEECHWOOD DRIVE  
 CONNECTIVITY PRODUCTS NORTH ANDOVER, MA  
 01845

CATEGORY  
**COAXIAL**

PRODUCT DESCRIPTION  
**"F" PLUG TO UHF JACK**

SIZE <b>A</b>	FSCM NO. <b>43321</b>	DWG. NO. <b>BA130</b>	REV. <b>C</b>
------------------	--------------------------	--------------------------	------------------