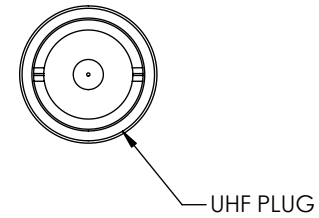
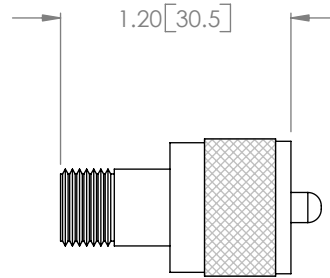
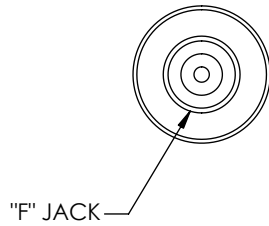


THE INFORMATION CONTAINED IN THIS DRAWING IS THE SOLE PROPERTY OF L-COM, INC. ANY REPRODUCTION IN PART OR WHOLE WITHOUT THE WRITTEN PERMISSION OF L-COM, INC. IS PROHIBITED.

REVISIONS			
REV	DESCRIPTION	DATE	CHANGED BY
A	RELEASED FOR PRODUCTION	12/17/01	MCCORMICK
B	ECN 3119: UPDATE DWG FORMAT	12/14/07	D.GRIFFIN

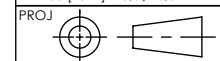


NOTES:

MATERIAL:
 BODY: NICKEL PLATED BRASS
 INSULATOR: DELRIN

RoHS Compliant ✓

UNLESS OTHERWISE SPECIFIED,
 DIMENSIONS ARE IN INCHES [mm]
 TOLERANCES TO BE:
 .X ±.1 [2.5] ANGLES ±2°
 .XX ±.01 [.25]
 .XXX ±.005 [.13]
 OVERALL CABLE LENGTH TOL:
 ≤ 60 [1524] +3 [76.2] / -0
 > 60 [1524] +5% / -0%



APPROVALS	DATE
DRAWN BY MCCORMICK	12/03/01
CHECKED BY D.PARHAM	12/03/01
APPROVED BY R.CARRICK	12/03/01

CONFIGURATION DETAILS OF
 UNDIMENSIONED FEATURES
 MAY VARY

	45 BEECHWOOD DRIVE NORTH ANDOVER, MA 01845	
	CATEGORY COAXIAL	
PRODUCT DESCRIPTION F JACK TO UHF PLUG		
SIZE A	FSCM NO. 43321	DWG. NO. BA160
SCALE: NONE CAD FILE: BA160.SLDDRW		REV. B
SHEET 1 OF 1		