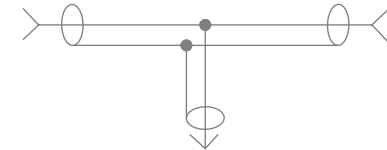
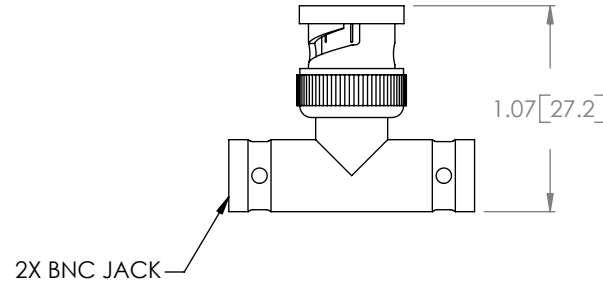
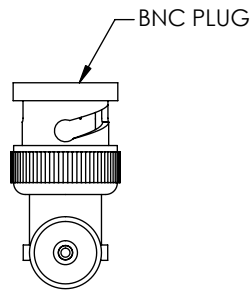
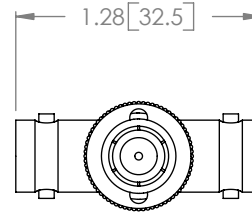


THE INFORMATION CONTAINED IN THIS DRAWING IS THE SOLE PROPERTY OF L-COM, INC. ANY REPRODUCTION IN PART OR WHOLE WITHOUT THE WRITTEN PERMISSION OF L-COM, INC. IS PROHIBITED.

REVISIONS			
REV	DESCRIPTION	DATE	CHANGED BY
A	RELEASED FOR PRODUCTION	05/04/01	MCCORMICK
B	ECN 3128: UPDATE DWG FORMAT	12/20/07	D.GRIFFIN



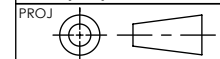
CIRCUIT DIAGRAM

NOTES:

MATERIAL:
 BODY - ZINC ALLOY (DIECAST)
 CONTACT - BRASS, GOLD FLASHED
 INSULATOR - DELRIN
 NOMINAL CHARACTERISTIC IMPEDANCE: 50 OHMS

RoHS Compliant ✓

UNLESS OTHERWISE SPECIFIED,
 DIMENSIONS ARE IN INCHES [mm]
 TOLERANCES TO BE:
 .X ±.1 [2.5] ANGLES ±2°
 .XX ±.01 [.25]
 .XXX ±.005 [.13]
 OVERALL CABLE LENGTH TOL:
 ≤ 60 [1524] +3 [76.2] / -0
 > 60 [1524] +5% / -0%



APPROVALS		DATE
DRAWN BY	MCCORMICK	05/02/01
CHECKED BY	D.PARHAM	05/04/01
APPROVED BY	T.CLARK	05/04/01

CONFIGURATION DETAILS OF
 UNDIMENSIONED FEATURES
 MAY VARY

L-com CONNECTIVITY PRODUCTS		45 BEECHWOOD DRIVE NORTH ANDOVER, MA 01845	
CATEGORY		COAXIAL	
PRODUCT DESCRIPTION		ADAPTOR TEE BNC F/M/F	
SIZE	FSCM NO.	DWG. NO.	REV.
A	43321	BA250E	B
SCALE: NONE		CAD FILE: BA250E.SLDDRW	SHEET 1 OF 1