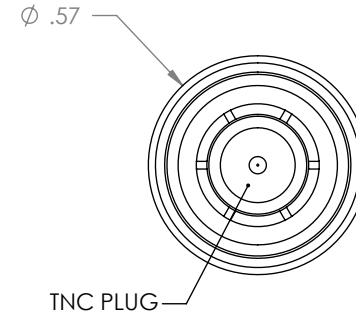
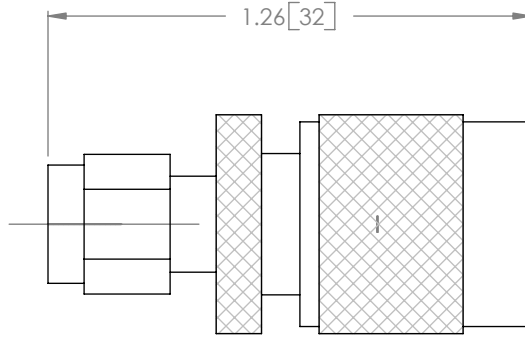
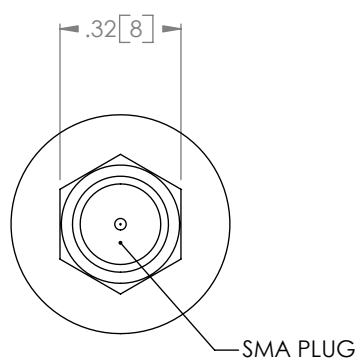


THE INFORMATION CONTAINED IN THIS DRAWING IS THE SOLE PROPERTY OF L-COM, INC. ANY REPRODUCTION IN PART OR WHOLE WITHOUT THE WRITTEN PERMISSION OF L-COM, INC. IS PROHIBITED.

REVISIONS			
REV	DESCRIPTION	DATE	CHANGED BY
A	RELEASED FOR PRODUCTION	5/24/02	TJC
B	ECN 3129: UPDATE DWG FORMAT	12/21/07	D.GRIFFIN



NOTES:

MATERIAL:
 BODY: BRASS
 DIELECTRIC: ACETAL
 CENTER PIN: BRASS

FINISH:
 BODY: NICKEL
 CENTER PIN: GOLD

RoHS Compliant ✓



45 BEECHWOOD DRIVE
 NORTH ANDOVER, MA
 01845

UNLESS OTHERWISE SPECIFIED, DIMENSIONS ARE IN INCHES [mm] TOLERANCES TO BE: .X ±.1 [2.5] ANGLES ±2° .XX ±.01 [.25] .XXX ±.005 [.13] OVERALL CABLE LENGTH TOL: ≤ 60 [1524] +3 [76.2] / -0 > 60 [1524] +5% / -0%	APPROVALS	DATE	CATEGORY COAXIAL PRODUCT DESCRIPTION SMA PLUG TO TNC PLUG
	DRAWN BY TJC	4/22/02	
	CHECKED BY DFP	5/10/02	
	APPROVED BY CM	5/13/02	
PROJ	CONFIGURATION DETAILS OF UNDIMENSIONED FEATURES MAY VARY		SIZE A
	FSCM NO.	DWG. NO.	REV.
	43321	BA579	B
SCALE: NONE CAD FILE: BA579.SLDDRW			SHEET 1 OF 1