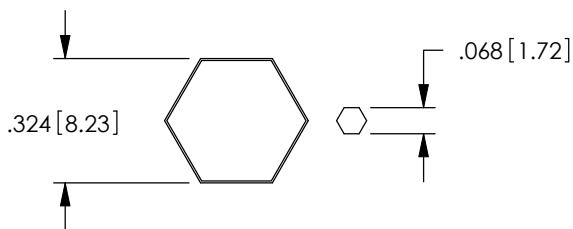
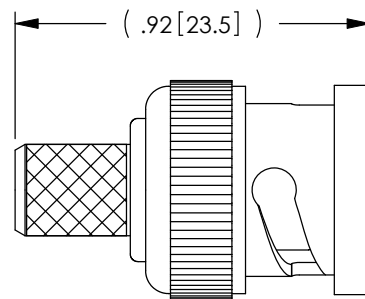
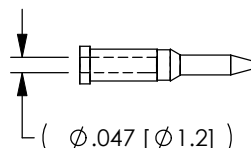
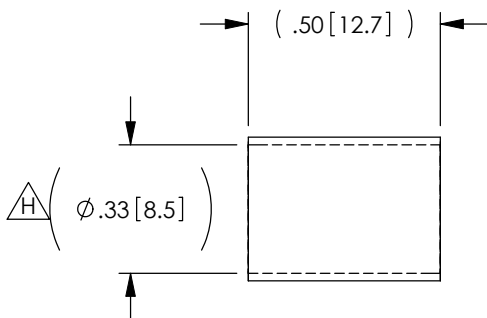
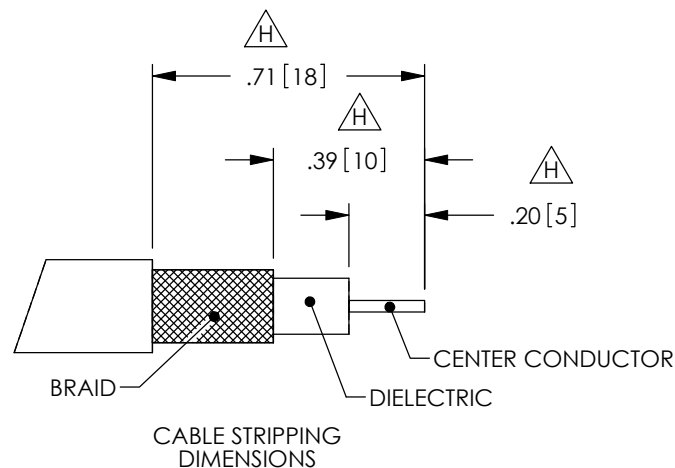


THE INFORMATION CONTAINED IN THIS DRAWING IS THE SOLE PROPERTY OF L-COM, INC. ANY REPRODUCTION IN PART OR WHOLE WITHOUT THE WRITTEN PERMISSION OF L-COM, INC. IS PROHIBITED.

REVISIONS			
REV	DESCRIPTION	DATE	APPROVED
F	ECN 3139: UPDATE DWG FORMAT	1/4/08	D.GRIFFIN
F	ECN 99999: REMOVE CONTINUITY NOTE	12/5/08	D.FRISIELLO
G	ECN 5882: REVISED DIM .98 TO .92, STRIP DIMS, NOTES, NEW FORMAT	12/14/11	D.FRISIELLO
H	ECN 5911: REVISE CABLE STRIPPING DIMENSIONS, AND MATERIALS	1/6/12	D.FRISIELLO



RECOMMENDED
FERRULE & PIN
CRIMP SIZES



CABLE STRIPPING
DIMENSIONS



NOTES:

MATERIAL:
BODY: DIECAST
FERRULE: BRASS
PIN: BRASS
INSULATOR: DELRIN

FINISH:
BODY: NICKEL PLATE
FERRULE: NICKEL PLATE
PIN: GOLD PLATE

ELECTRICAL:
IMPEDANCE: 75 OHM

PACKAGING:
COMPONENT SHALL BE INDIVIDUALLY PACKAGED IN ACCORDANCE WITH L-COM SPECIFICATION PS-0031.

APPLICATION:
RG6 PLENUM CABLE

RoHS Compliant ✓

UNLESS OTHERWISE SPECIFIED, DIMENSIONS ARE IN INCHES [mm] OVERALL CABLE LENGTH TOLERANCE: ≤12 [305] = +1 [25] / -0 >12 [305] ≤60 [1524] = +2 [51] / -0 >60 [1524] ≤120 [3048] = +4 [102] / -0 >120 [3048] ≤300 [7620] = +6 [152] / -0 >300 [7620] = +3% / -0%	APPROVALS	DATE		45 BEECHWOOD DRIVE NORTH ANDOVER, MA 01845
	DRAWN BY C.MCCORMICK	03/30/2001		CATEGORY COAXIAL
ALL OTHER DIMENSIONAL TOLERANCES: .X = ±.2 .XX = ±.02 .XXX = ±.005	CHECKED BY D.PARHAM	03/30/2001	PRODUCT DESCRIPTION MALE BNC 75 OHM CONNECTOR	
PROJECTION 	APPROVED BY R.CARRICK	03/30/2001	CONFIGURATION DETAILS OF UNDIMENSIONED FEATURES MAY VARY	SIZE A
	COLOR VARIATIONS MAY OCCUR		FSCM NO. 43321	DWG. NO. BAC029
			SCALE: NONE	CAD FILE: BAC029.SLDDRW
				SHEET 1 OF 1