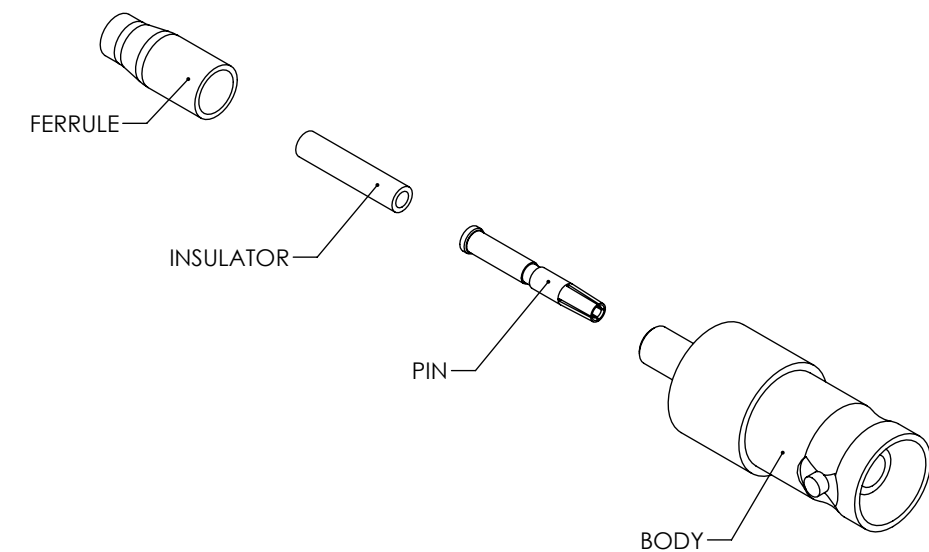
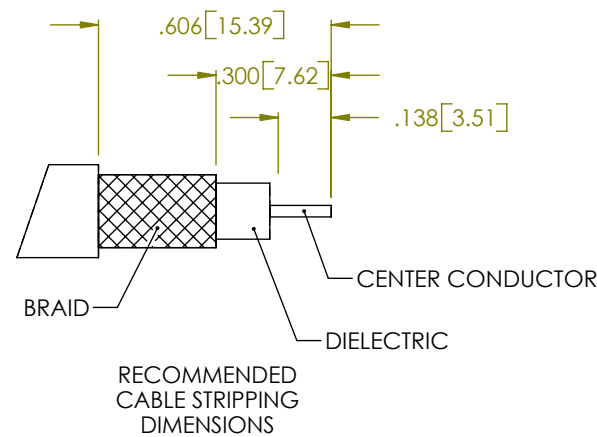
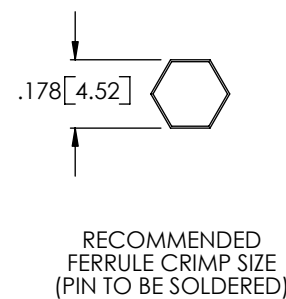
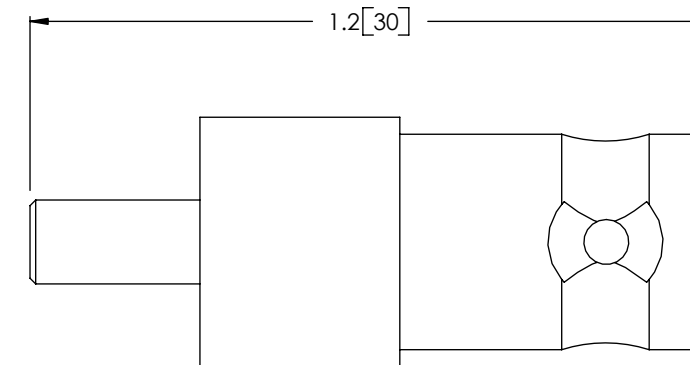
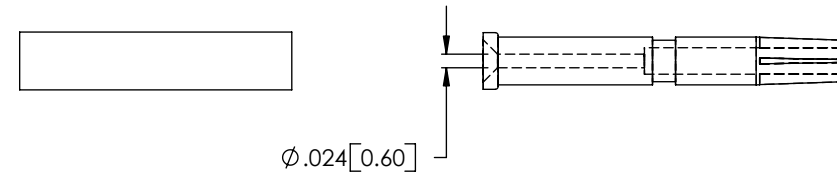
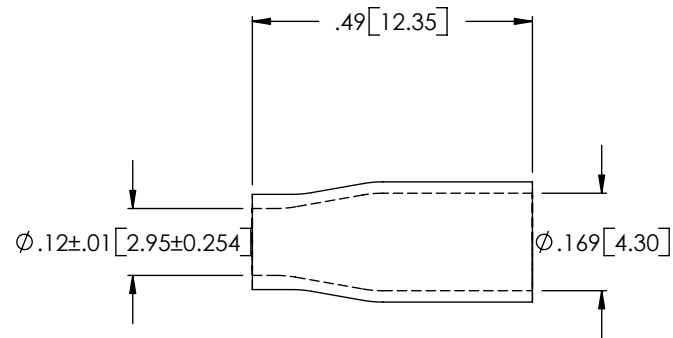


THE INFORMATION CONTAINED IN THIS DRAWING IS THE SOLE PROPERTY OF L-COM, INC. ANY REPRODUCTIONS IN PART OR WHOLE WITHOUT THE WRITTEN PERMISSION OF L-COM, INC. IS PROHIBITED.

REVISIONS			
REV	DESCRIPTION	DATE	CHANGED BY
A	RELEASED FOR PRODUCTION	01/12/06	MCCORMICK
B	ECN 3165: UPDATE DWG FORMAT	1/21/08	D.GRIFFIN



NOTES:

MATERIAL:
 BODY: BRASS
 FERRULE: BRASS
 PIN: BRASS
 INSULATOR: ACETAL

FINISH:
 BODY: NICKEL PLATE
 FERRULE: NICKEL PLATE
 PIN: GOLD PLATE

ELECTRICAL:
 IMPEDANCE: 50 OHM

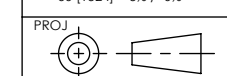
PACKAGING:
 INDIVIDUALLY PACKAGE EACH ASSEMBLY UTILIZING APPROPRIATE SIZED BAG

APPLICATION:
 RG316 & RG174 COAX CABLE ASSEMBLIES

RoHS Compliant ✓

UNLESS OTHERWISE SPECIFIED, DIMENSIONS ARE IN INCHES [mm] TOLERANCES TO BE:
 .X ±.1 [2.5] ANGLES ±2°
 .XX ±.01 [.25]
 .XXX ±.005 [.13]
 OVERALL CABLE LENGTH TOL:
 ≤ 60 [1524] +3 [76.2] / -0
 > 60 [1524] +5% / -0%

APPROVALS	DATE
DRAWN BY C.MCCORMICK	01/12/2006
CHECKED BY D.PARHAM	01/12/2006
APPROVED BY M.LAHEY	01/12/2006



CONFIGURATION DETAILS OF UNDIMENSIONED FEATURES MAY VARY

L-com CONNECTIVITY PRODUCTS		45 BEECHWOOD DRIVE NORTH ANDOVER, MA 01845	
CATEGORY		COAXIAL	
PRODUCT DESCRIPTION			
50 OHM BNC F RG316 CRIMP			
SIZE	FSCM NO.	DWG. NO.	REV.
B	43321	BAC517	B
SCALE: 1:1		CAD FILE: BAC517.SLDDRW	SHEET 1 OF 1