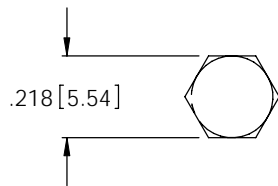
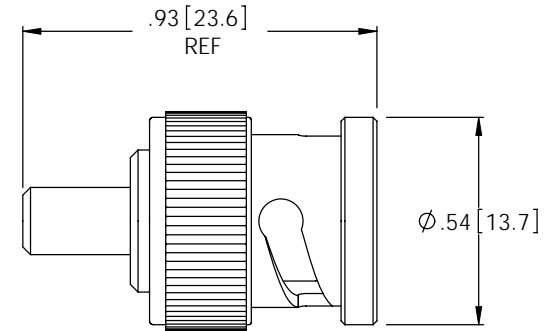
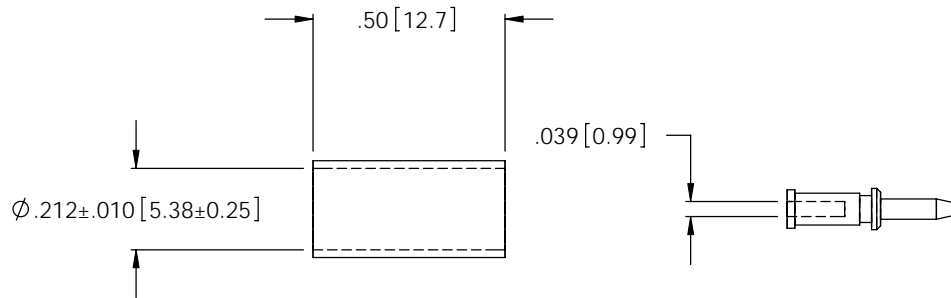
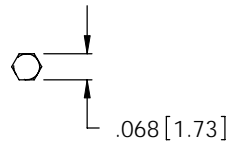


THE INFORMATION CONTAINED IN THIS DRAWING IS THE SOLE PROPERTY OF L-COM, INC. ANY REPRODUCTION IN PART OR WHOLE WITHOUT THE WRITTEN PERMISSION OF L-COM, INC. IS PROHIBITED.

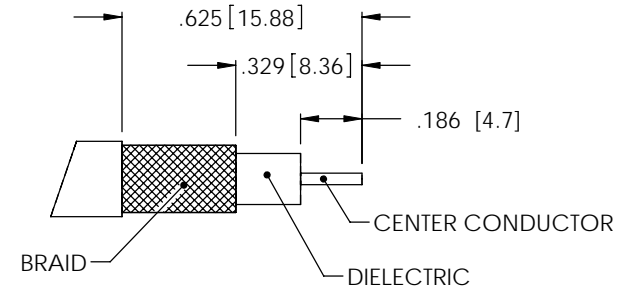
REVISIONS			
REV	DESCRIPTION	DATE	APPROVED
D	ECN2163: REVISED STRIP DIMENSIONS	08/01/05	MCCORMICK
E	ECN 2231: ADDED REFERENCE DOCUMENTS	10/16/05	MCCORMICK
F	ECN 2598: REVISED AND REDRAWN	10/19/06	MCCORMICK
G	ECN 2927: REVISED PER NEW SUPPLIER INFO	07/27/07	R.POLUBINSKI



RECOMMENDED
FERRULE
CRIMP SIZE



RECOMMENDED
PIN
CRIMP SIZE



RECOMMENDED
CABLE PREPARATION

NOTES:

MATERIAL:

BODY: ZINC ALLOY
FERRULE, PIN: BRASS
INSULATION: ACETAL

FINISH:

BODY AND FERRULE: NICKEL PLATE
PIN: GOLD FLASH OVER NICKEL PLATE

ELECTRICAL:

CHARACTERISTIC IMPEDANCE: 50 OHMS

MISCELLANEOUS:

FOR TERMINATION OR TOOLING INFORMATION PLEASE VISIT THE APPROPRIATE PRODUCT PAGE AT WWW.L-COM.COM. CONNECTOR TO BE INDIVIDUALLY PACKAGED IN A POLYBAG.

APPLICATION:

RG58 CABLE ASSEMBLIES

DIMENSIONS ARE IN INCHES [mm] UNLESS OTHERWISE SPECIFIED, TOLERANCES TO BE: .X ± .1 [2.5] ANGLES ± .2° .XX ± .05 [1.3] .XXX ± .005 [0.13] OVERALL CABLE LENGTH TOL: ≤ 60 [1524] +3 [76.2] / - 0 > 60 [1524] +5% / -0%	APPROVALS	DATE
	DRAWN BY C.MCCORMICK	01/17/2002
	CHECKED BY D.PARHAM	01/17/2002
	APPROVED BY R.CARRICK	01/17/2002
PROJ	CONFIGURATION DETAILS OF UNDIMENSIONED FEATURES MAY VARY	

		45 BEECHWOOD DRIVE NORTH ANDOVER, MA 01845	
CATEGORY		COAXIAL	
PRODUCT DESCRIPTION			
50 OHM STRAIGHT BNC PLUG, CRIMP			
SIZE A	FSCM NO. 43321	DWG. NO. BAC836A-58	REV. G
SCALE: NONE		CAD FILE: BAC836A-58-OD1.SLDDRW	SHEET 1 OF 1