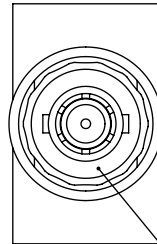
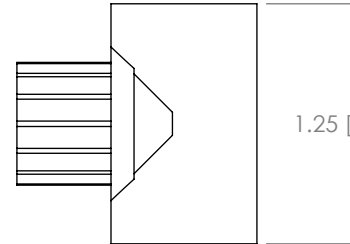


THE INFORMATION CONTAINED IN THIS DRAWING IS THE SOLE PROPERTY OF L-COM, INC. ANY REPRODUCTION IN PART OR WHOLE WITHOUT THE WRITTEN PERMISSION OF L-COM, INC. IS PROHIBITED.

REVISIONS			
REV	DESCRIPTION	DATE	CHANGED BY
A	RELEASED FOR PRODUCTION	11/20/01	MCCORMICK
B	ECN 3192: UPDATE DWG FORMAT	2/6/08	D.GRIFFIN

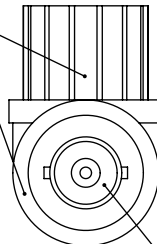


BNC MALE CONNECTOR



1.25 [31.75]

BLACK PLASTIC INSULATOR



2X BNC FEMALE CONNECTOR

NOTES:

METAL ALLOY WITH CHROME PLATED FINISH.
INSULATOR: BLACK PLASTIC

PACKAGING:
INDIVIDUALLY PACKAGE IN A POLYBAG

RoHS Compliant ✓



45 BEECHWOOD DRIVE
NORTH ANDOVER, MA
01845

UNLESS OTHERWISE SPECIFIED, DIMENSIONS ARE IN INCHES [mm] TOLERANCES TO BE: .X ±.1 [2.5] ANGLES ±2° .XX ±.01 [.25] .XXX ±.005 [.13] OVERALL CABLE LENGTH TOL: ≤ 60 [1524] +3 [76.2] / -0 > 60 [1524] +5% / -0%	APPROVALS	DATE	CATEGORY	
	DRAWN BY MCCORMICK	11/16/01	COAXIAL	
	CHECKED BY D.PARHAM	11/06/01	PRODUCT DESCRIPTION	
	APPROVED BY R.CARRICK	11/16/01	ADAPTOR TEE BNC F/M/F INSUL	
PROJ	CONFIGURATION DETAILS OF UNDIMENSIONED FEATURES MAY VARY		SIZE A	FSCM NO. 43321
			DWG. NO. BIF-TB2	REV. B
			SCALE: NONE	CAD FILE: BIF-TB2.SLDDRW
			SHEET 1 OF 1	