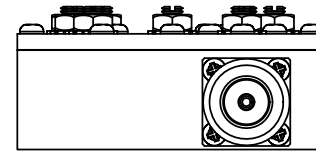
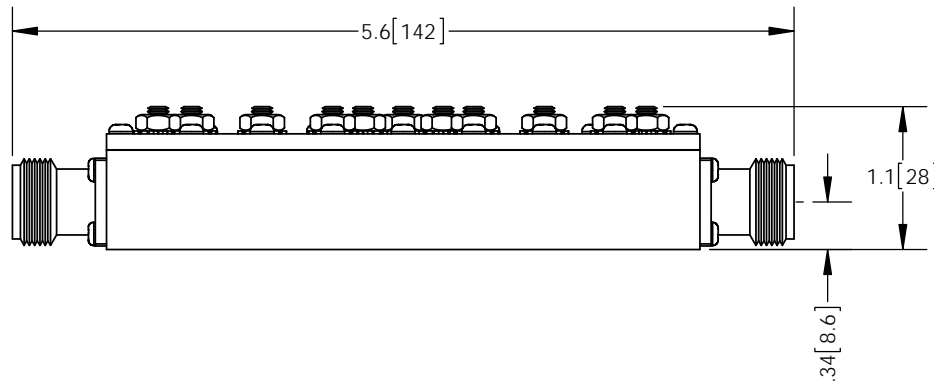
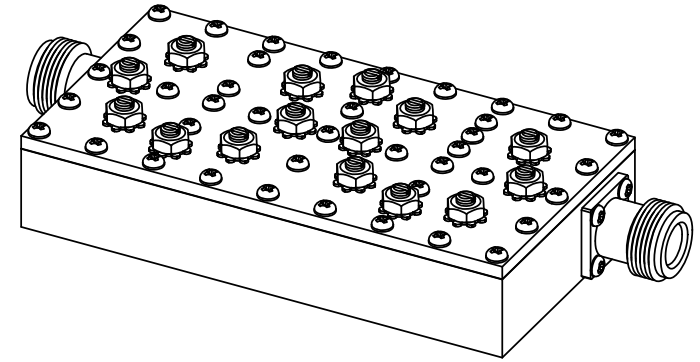
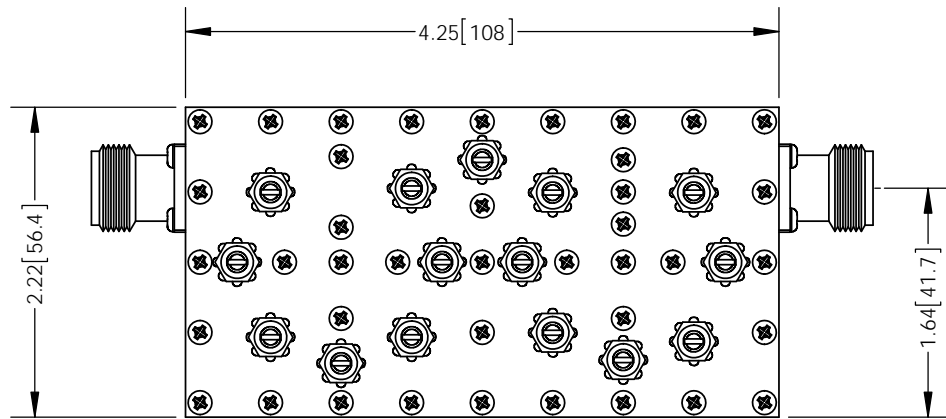


THE INFORMATION CONTAINED IN THIS DRAWING IS THE SOLE PROPERTY OF L-COM, INC. ANY REPRODUCTION IN PART OR WHOLE WITHOUT THE WRITTEN PERMISSION OF L-COM, INC. IS PROHIBITED.

REVISIONS			
REV	DESCRIPTION	DATE	APPROVED
A	INITIAL RELEASE	3/10/16	D.GRIFFIN



NOTES:
 PACKAGING:
 COMPONENT SHALL BE PACKAGED IN ACCORDANCE WITH L-COM SPEC PKG-00012

-ALL DIMENSIONS FOR REFERENCE-

REGULATORY COMPLIANCE:
 CE2011/65/EU(RoHS DIRECTIVE)

UNLESS OTHERWISE SPECIFIED, DIMENSIONS ARE IN INCHES [mm] DIMENSIONAL TOLERANCES: .X = ±.1 [2.54] .XX = ±.01 [.25] .XXX = ±.005 [.13] ANGULAR TOLERANCES: ALL = ± 1°	APPROVALS	DATE	45 BEECHWOOD DRIVE NORTH ANDOVER, MA 01845	
	DRAWN BY B.PUCHASKI	03/04/16		
PROJECTION	APPROVED BY P.PESA	03/04/16	CATEGORY COAXIAL	
	CONFIGURATION DETAILS OF UNDIMENSIONED FEATURES MAY VARY		PRODUCT DESCRIPTION 2.4GHz 8 POLE INDOOR BANDPASS FILTER, CHANNEL 9, 2452MHz	
COLOR VARIATIONS MAY OCCUR	SIZE A	FSCM NO. 43321	DWG. NO. BPF24-809	REV. A
SCALE: NONE		CAD FILE: BPF24-809.SLDDRW		SHEET 1 OF 1