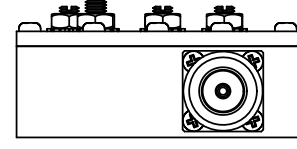
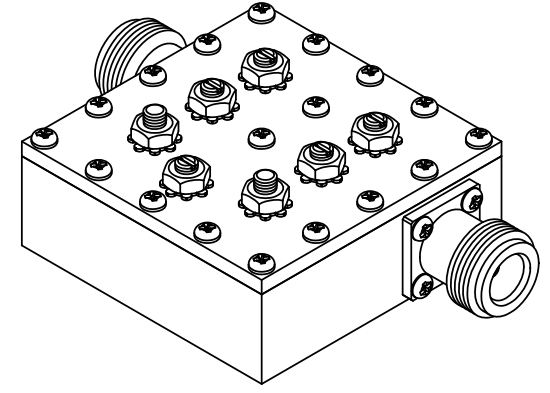
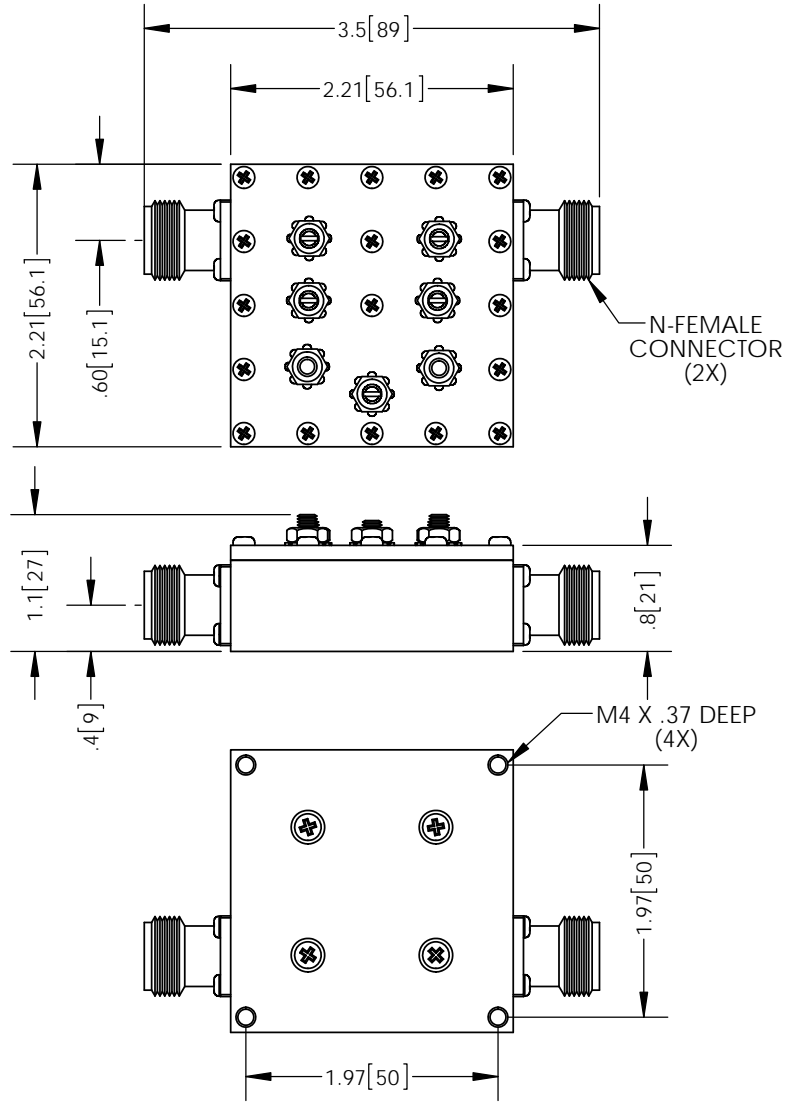


THE INFORMATION CONTAINED IN THIS DRAWING IS THE SOLE PROPERTY OF L-COM, INC. ANY REPRODUCTION IN PART OR WHOLE WITHOUT THE WRITTEN PERMISSION OF L-COM, INC. IS PROHIBITED.

REVISIONS			
REV	DESCRIPTION	DATE	APPROVED
A	INITIAL RELEASE	3/10/16	D.GRIFFIN



**NOTES:**  
 PACKAGING:  
 COMPONENT SHALL BE PACKAGED IN ACCORDANCE WITH L-COM SPEC PKG-00012

-ALL DIMENSIONS FOR REFERENCE-

**REGULATORY COMPLIANCE:**  
 CE2011/65/EU(ROHS DIRECTIVE)

UNLESS OTHERWISE SPECIFIED, DIMENSIONS ARE IN INCHES [mm]	APPROVALS	DATE	45 BEECHWOOD DRIVE NORTH ANDOVER, MA 01845			
	DRAWN BY B.PUCHASKI	03/01/16				
	DIMENSIONAL TOLERANCES: .X = ±.1 [2.54] .XX = ±.01 [.25] .XXX = ±.005 [.13]	CHECKED BY K.BURGNER	03/01/16	CATEGORY COAXIAL		
	ANGULAR TOLERANCES: ALL = ± 1°	APPROVED BY P.PESA	03/01/16	PRODUCT DESCRIPTION 2.4GHz 4 POLE INDOOR BANDPASS FILTER, FULL BAND		
PROJECTION 	CONFIGURATION DETAILS OF UNDIMENSIONED FEATURES MAY VARY		SIZE <b>A</b>	FSCM NO. <b>43321</b>	DWG. NO. <b>BPF2400</b>	REV. <b>A</b>
COLOR VARIATIONS MAY OCCUR			SCALE: NONE	CAD FILE: BPF2400.SLDDRW	SHEET 1 OF 1	