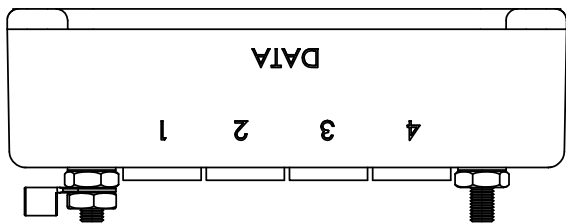
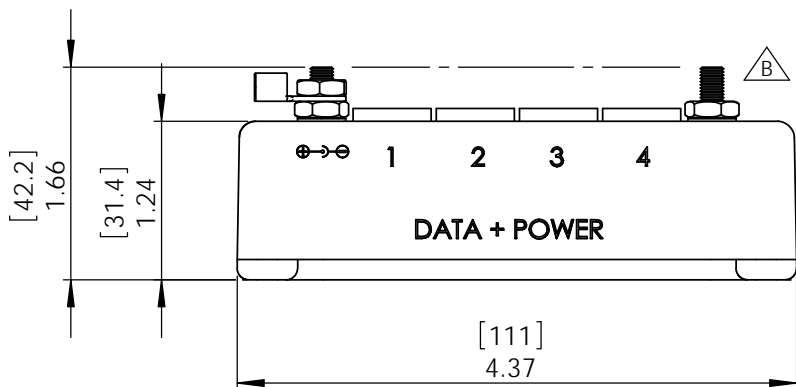
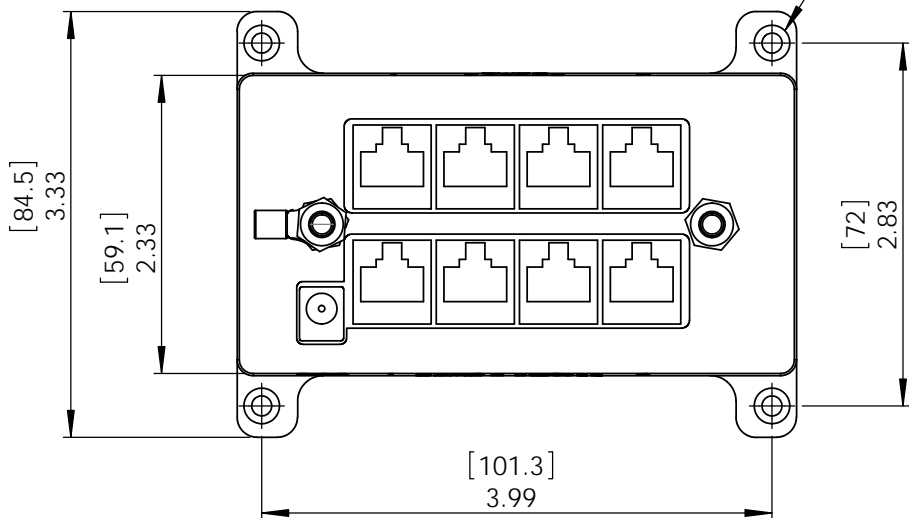
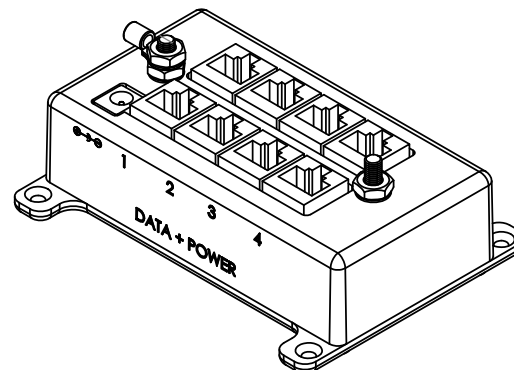


THE INFORMATION CONTAINED IN THIS DRAWING IS THE SOLE PROPERTY OF L-COM, INC. ANY REPRODUCTION IN PART OR WHOLE WITHOUT THE WRITTEN PERMISSION OF L-COM, INC. IS PROHIBITED.

REVISIONS			
REV	DESCRIPTION	DATE	APPROVED
A	INITIAL RELEASE	06/04/10	B.PUCHASKI
B	ECN 6413 LENGTHENED RIGHT HAND STUD TO MATCH GROUND STUD	09/14/12	B.PUCHASKI



COUNTERSUNK MOUNTING HOLE FOR #6 SCREW (4X)



NOTE:
1- COMPONENTS SHALL BE INDIVIDUALLY PACKAGED IN ACCORDANCE WITH L-COM SPECIFICATION PKG-00012

RoHS Compliant ✓

UNLESS OTHERWISE SPECIFIED, DIMENSIONS ARE IN INCHES [mm] DIMENSIONAL TOLERANCES: .X = ±.1 .XX = ±.01 .XXX = ±.005 ANGULAR TOLERANCES: ALL = ± 1° PROJECTION 	APPROVALS DRAWN BY B.PUCHASKI	DATE 06/04/10		45 BEECHWOOD DRIVE NORTH ANDOVER, MA 01845	
	CHECKED BY M.AUDAS	06/04/10		CATEGORY POWER SUPPLY	
	APPROVED BY M.AUDAS	06/04/10	PRODUCT DESCRIPTION BT-CAT5-P4x FOUR PORT DC INJECTOR		
	COLOR VARIATIONS MAY OCCUR		SIZE A	FSCM NO. 43321	DWG. NO. BT-CAT5-P4x
		SCALE: NONE	CAD FILE: BT-CAT5-P4x.SLDDRW	SHEET 1 OF 1	