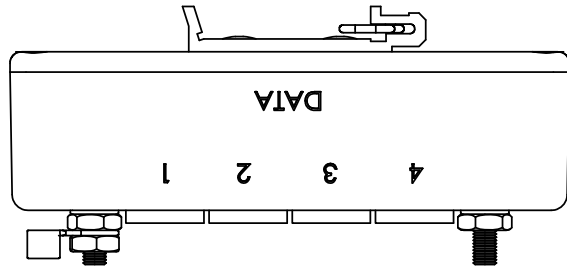
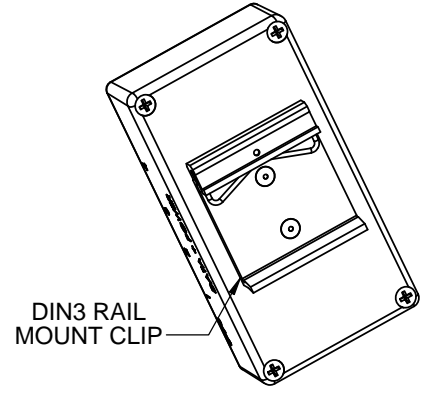
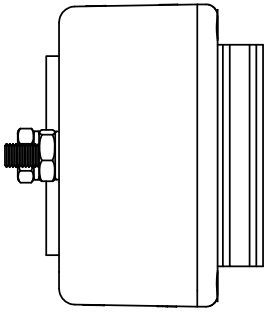
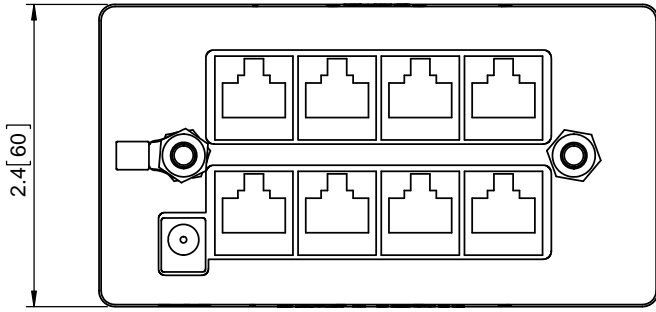
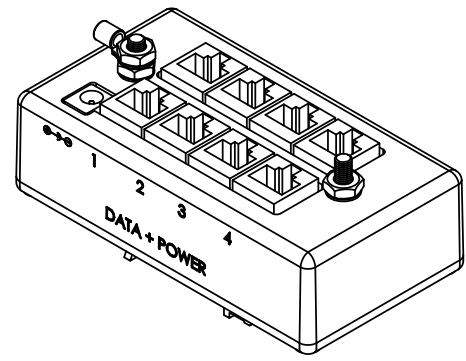


THE INFORMATION CONTAINED IN THIS DRAWING IS THE SOLE PROPERTY OF L-COM, INC. ANY REPRODUCTION IN PART OR WHOLE WITHOUT THE WRITTEN PERMISSION OF L-COM, INC. IS PROHIBITED.

REVISIONS			
REV	DESCRIPTION	DATE	APPROVED
A	INITIAL RELEASE	10/15/13	D.GRIFFIN

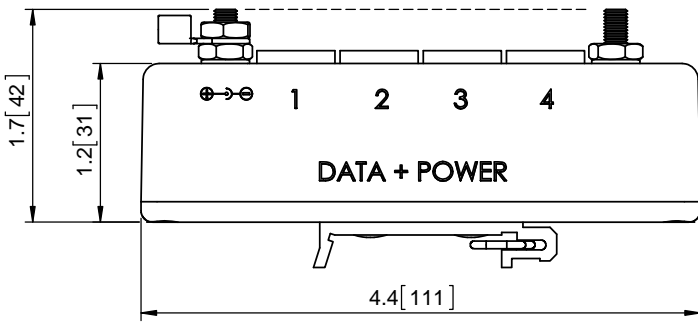


APPLICABLE FOR MODEL#
BTD-CAT5-P4J
BTD-CAT5-P4J-4848
BTD-CAT5-P4J-4870
BTD-CAT5-P4
BTD-CAT5-P4-4848
BTD-CAT5-P4-4870



NOTE:
 1- COMPONENTS SHALL BE INDIVIDUALLY PACKAGED IN ACCORDANCE WITH L-COM SPECIFICATION PKG-00012
 2- ALL DIMENSIONS ARE FOR REFERENCE ONLY.

REGULATORY COMPLIANCE:
 CE2011/65/EU(RoHS DIRECTIVE)



UNLESS OTHERWISE SPECIFIED, DIMENSIONS ARE IN INCHES [mm] DIMENSIONAL TOLERANCES: .X = ±.1 [2.54] .XX = ±.01 [.25] .XXX = ±.005 [.13] ANGULAR TOLERANCES: ALL = ± 1° PROJECTION	APPROVALS B. PUCHASKI CHECKED BY K. BURGNER APPROVED BY K. BURGNER	DATE 10/14/13 10/14/13 10/14/13		45 BEECHWOOD DRIVE NORTH ANDOVER, MA 01845		
	CATEGORY POWER SUPPLY			PRODUCT DESCRIPTION BTD-CAT5-P4x FOUR PORT DC INJECTOR		
	COLOR VARIATIONS MAY OCCUR		SIZE A	FSCM NO. 43321	DWG. NO. BTD-CAT5-P4x	REV. A
	REF	SCALE: NONE		CAD FILE: BTD-CAT5-P4x.SLDRW		SHEET 1 OF 1