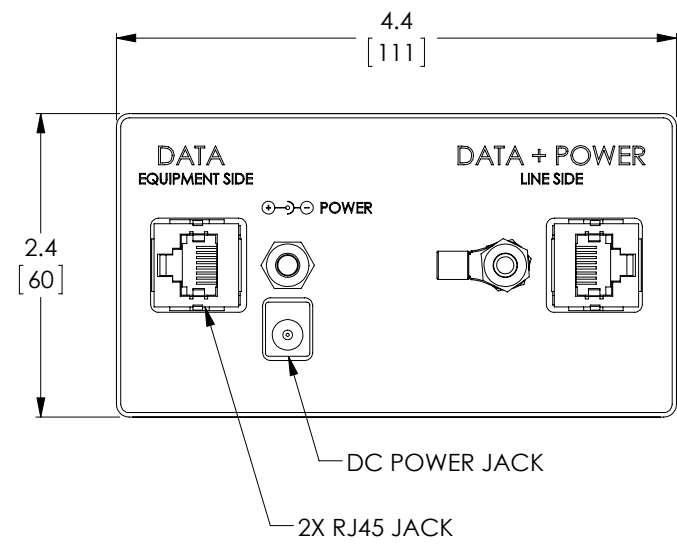
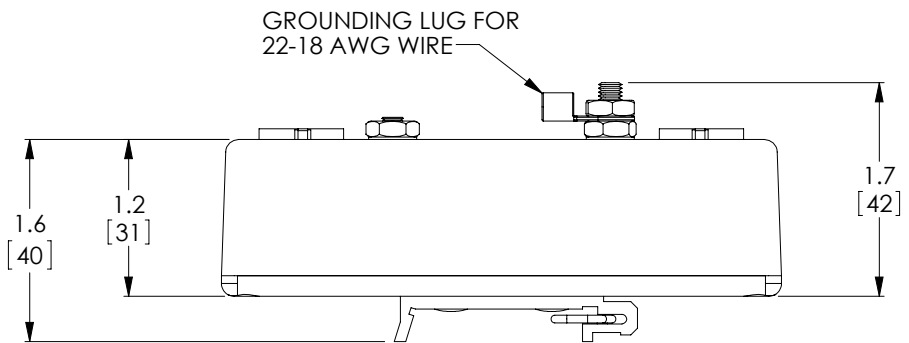
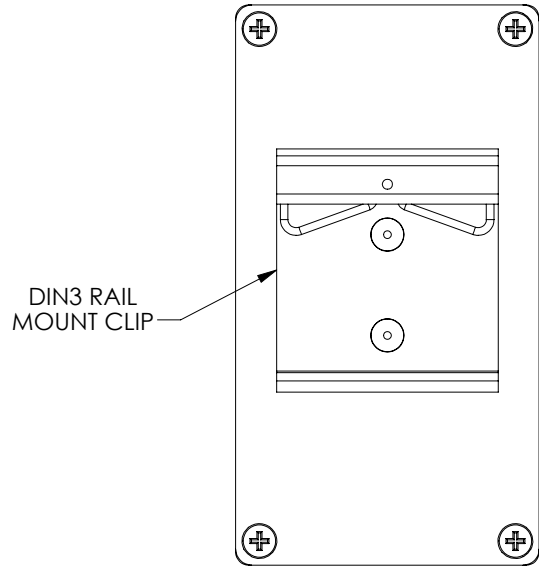


THE INFORMATION CONTAINED IN THIS DRAWING IS THE SOLE PROPERTY OF L-COM, INC. ANY REPRODUCTION IN PART OR WHOLE WITHOUT THE WRITTEN PERMISSION OF L-COM, INC. IS PROHIBITED.

REVISIONS			
REV	DESCRIPTION	DATE	APPROVED
A	INITIAL RELEASE	7/30/14	D.GRIFFIN



APPLICABLE FOR MODEL #
BTD-CAT6-P1-HP
BTD-CAT6-P1-HP-48W
BTD-CAT6-P1-HP-70W



NOTE:

1. COMPONENT SHALL BE INDIVIDUALLY PACKAGED IN ACCORDANCE WITH L-COM SPECIFICATION PKG-00012.

REGULATORY COMPLIANCE:
CE2011/56/EU (RoHS DIRECTIVE)

UNLESS OTHERWISE SPECIFIED, DIMENSIONS ARE IN INCHES [mm]	APPROVALS	DATE		45 BEECHWOOD DRIVE NORTH ANDOVER, MA 01845		
	DRAWN BY B.PUCHASKI	07/29/14				
	DIMENSIONAL TOLERANCES: .X = ±.1 [2.54] .XX = ±.01 [.25] .XXX = ±.005 [.13]	CHECKED BY K. BURGNER	07/29/14	CATEGORY POWER OVER ETHERNET		
ANGULAR TOLERANCES: ALL = ± 1°	APPROVED BY P.PESA	07/29/14	PRODUCT DESCRIPTION BTD-CAT6-P1-HP SERIES PoE INJECTOR			
PROJECTION 	CONFIGURATION DETAILS OF UNDIMENSIONED FEATURES MAY VARY	COLOR VARIATIONS MAY OCCUR	SIZE A	FSCM NO. 43321	DWG. NO. BTD-CAT6-P1-HP	REV. A
			SCALE: NONE	CAD FILE: BTD-CAT6-P1-HP.SLDDRW	SHEET 1 OF 1	