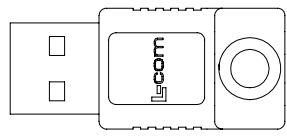
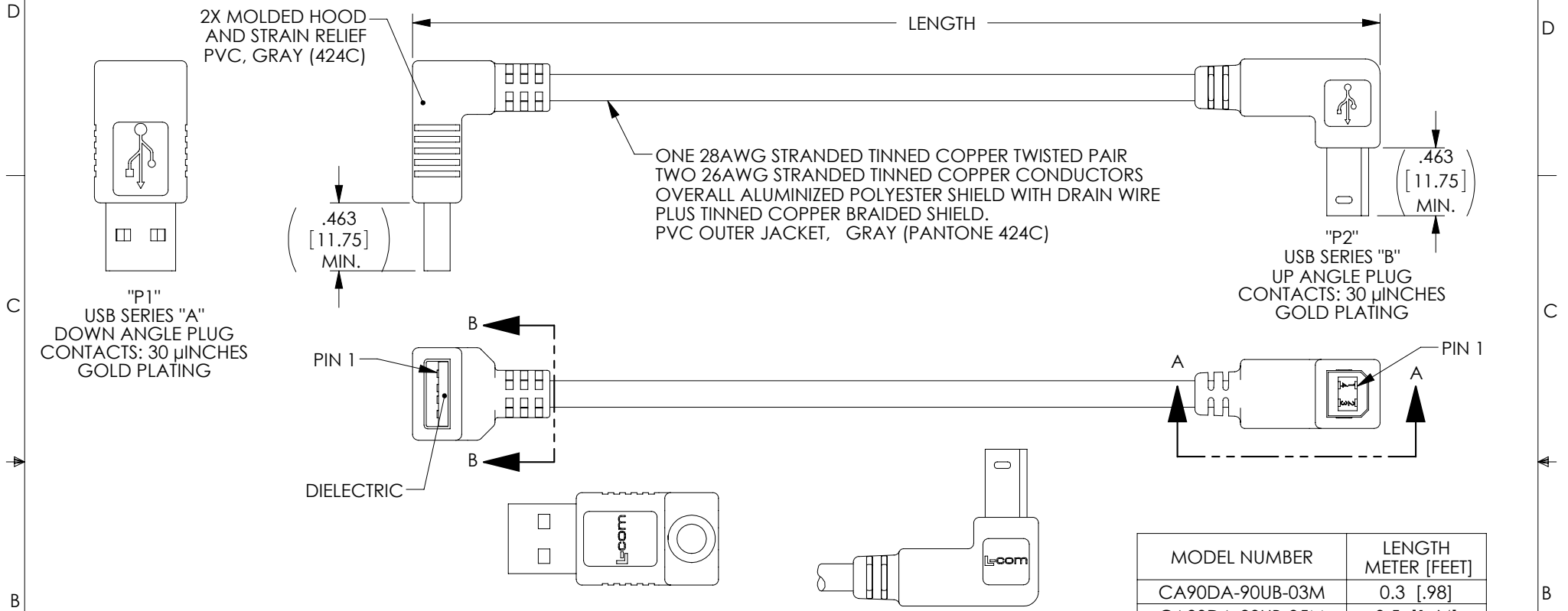


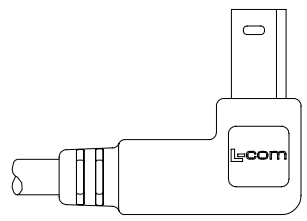
THE INFORMATION CONTAINED IN THIS DRAWING IS THE SOLE PROPERTY OF L-COM, INC. ANY REPRODUCTION IN PART OR WHOLE WITHOUT THE WRITTEN PERMISSION OF L-COM, INC. IS PROHIBITED.

**RoHS Compliant** ✓

REVISIONS			
REV	DESCRIPTION	DATE	APPROVED
A	INITIAL RELEASE	10/30/12	D.GRIFFIN

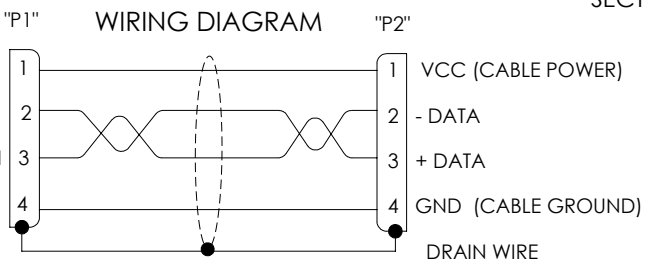


SECTION B-B



SECTION A-A

MODEL NUMBER	LENGTH METER [FEET]
CA90DA-90UB-03M	0.3 [.98]
CA90DA-90UB-05M	0.5 [1.64]
CA90DA-90UB-075M	0.75 [2.46]
CA90DA-90UB-1M	1.0 [3.28]
CA90DA-90UB-2M	2.0 [6.56]
CA90DA-90UB-3M	3.0 [9.84]
CA90DA-90UB-4M	4.0 [13.12]
CA90DA-90UB-5M	5.0 [16.41]



- NOTES:
1. CABLE ASSEMBLY SHALL HAVE 360° SHIELD TERMINATION.
  2. CABLE ASSEMBLY SHALL MEET USB 2.0 REQUIREMENTS.
  3. CABLE ASSEMBLY SHALL BE TESTED FOR CONTINUITY.
  4. CABLE ASSEMBLY SHALL BE INDIVIDUALLY PACKAGED IN ACCORDANCE WITH L-COM SPECIFICATION PS-0031.

UNLESS OTHERWISE SPECIFIED,  
DIMENSIONS ARE IN INCHES [mm]

OVERALL CABLE LENGTH TOLERANCE:  
 $\leq 12$  [305] = +1 [25] / -0  
 $> 12$  [305]  $\leq 60$  [1524] = +2 [51] / -0  
 $> 60$  [1524]  $\leq 120$  [3048] = +4 [102] / -0  
 $> 120$  [3048]  $\leq 300$  [7620] = +6 [152] / -0  
 $> 300$  [7620] = +3% / -0%

ALL OTHER DIMENSIONAL TOLERANCES:  
 .X = ± .2  
 .XX = ± .02  
 .XXX = ± .005

PROJECTION

APPROVALS	DATE
DRAWN BY D.FRISIELLO	10/26/12
CHECKED BY D.DESJARDIN	10/26/12
APPROVED BY S.SMITH	10/26/12

**L-com** Global Connectivity  
45 BEECHWOOD DRIVE  
NORTH ANDOVER, MA  
01845

CATEGORY: **USB**

PRODUCT DESCRIPTION			
<b>CA USB 90DN A/90UP B DX</b>			
SIZE <b>A</b>	FSCM NO. <b>43321</b>	DWG. NO. <b>CA90DA-90UB</b>	REV. <b>A</b>
SCALE: NONE		CAD FILE: CA90DA-90UB.SLDRW	SHEET 1 OF 1