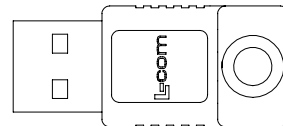
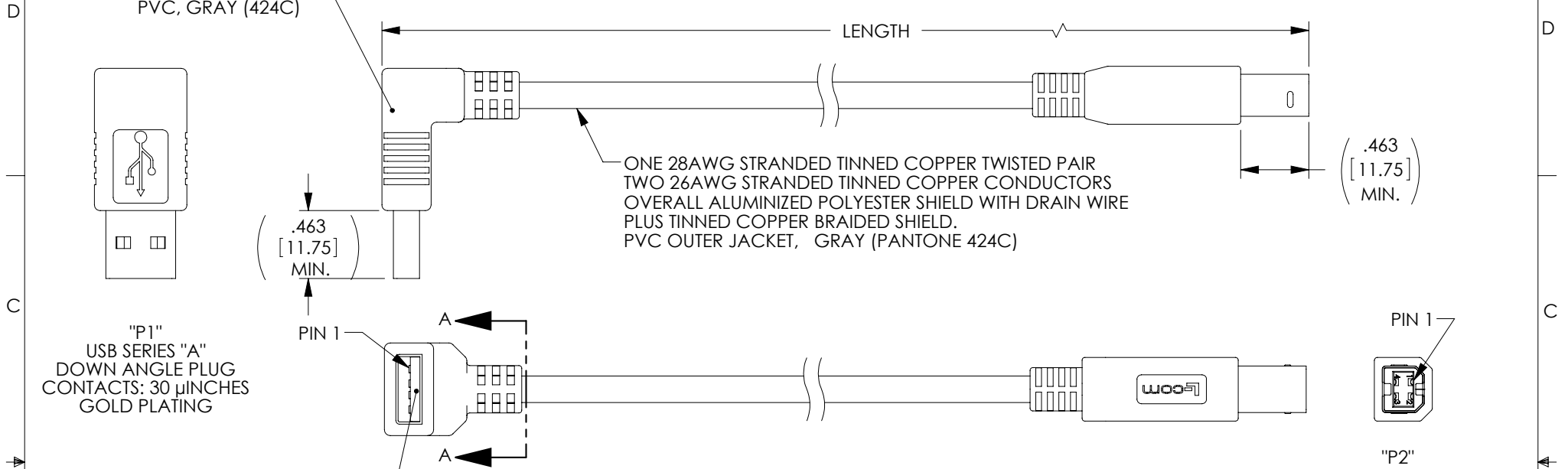


THE INFORMATION CONTAINED IN THIS DRAWING IS THE SOLE PROPERTY OF L-COM, INC. ANY REPRODUCTION IN PART OR WHOLE WITHOUT THE WRITTEN PERMISSION OF L-COM, INC. IS PROHIBITED.

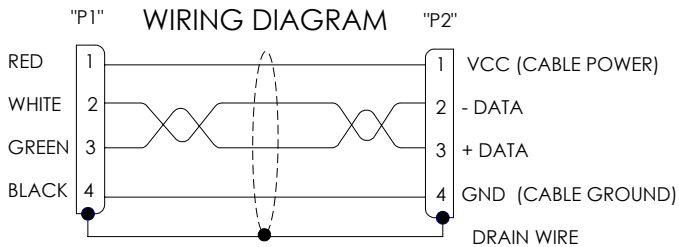
RoHS Compliant ✓

REVISIONS			
REV	DESCRIPTION	DATE	APPROVED
A	INITIAL RELEASE	10/30/12	D.GRIFFIN



SECTION A-A

MODEL NUMBER	LENGTH METER [FEET]
CA90DA-B-03M	0.3 [.98]
CA90DA-B-05M	0.5 [1.64]
CA90DA-B-075M	0.75 [2.46]
CA90DA-B-1M	1.0 [3.28]
CA90DA-B-2M	2.0 [6.56]
CA90DA-B-3M	3.0 [9.84]
CA90DA-B-4M	4.0 [13.12]
CA90DA-B-5M	5.0 [16.41]



NOTES:

1. CABLE ASSEMBLY SHALL HAVE 360° SHIELD TERMINATION.
2. CABLE ASSEMBLY SHALL MEET USB 2.0 REQUIREMENTS.
3. CABLE ASSEMBLY SHALL BE TESTED FOR CONTINUITY.
4. CABLE ASSEMBLY SHALL BE INDIVIDUALLY PACKAGED IN ACCORDANCE WITH L-COM SPECIFICATION PS-0031.

UNLESS OTHERWISE SPECIFIED, DIMENSIONS ARE IN INCHES [mm] OVERALL CABLE LENGTH TOLERANCE: ≤12 [305] = +1 [25] / -0 >12 [305] ≤60 [1524] = +2 [51] / -0 >60 [1524] ≤120 [3048] = +4 [102] / -0 >120 [3048] ≤300 [7620] = +6 [152] / -0 >300 [7620] = +3% / -0%	APPROVALS	DATE
	DRAWN BY D.FRISIELLO	10/26/12
	CHECKED BY D.DESJARDIN	10/26/12
	APPROVED BY S.SMITH	10/26/12
ALL OTHER DIMENSIONAL TOLERANCES: .X = ±.2 .XX = ±.02 .XXX = ±.005	CONFIGURATION DETAILS OF UNDIMENSIONED FEATURES MAY VARY	
PROJECTION 	COLOR VARIATIONS MAY OCCUR	

L-com Global Connectivity 45 BEECHWOOD DRIVE NORTH ANDOVER, MA 01845

CATEGORY: USB

PRODUCT DESCRIPTION: CA USB 90DN A/STR B DX

SIZE: A FSCM NO.: 43321 DWG. NO.: CA90DA-B REV. A

SCALE: NONE CAD FILE: CA90DA-B.SLDDRW SHEET 1 OF 1