
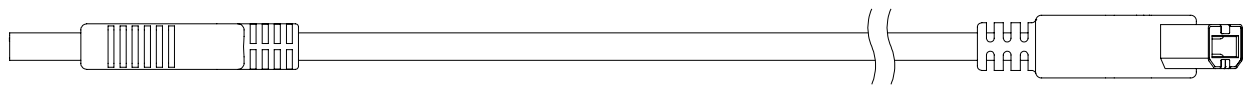
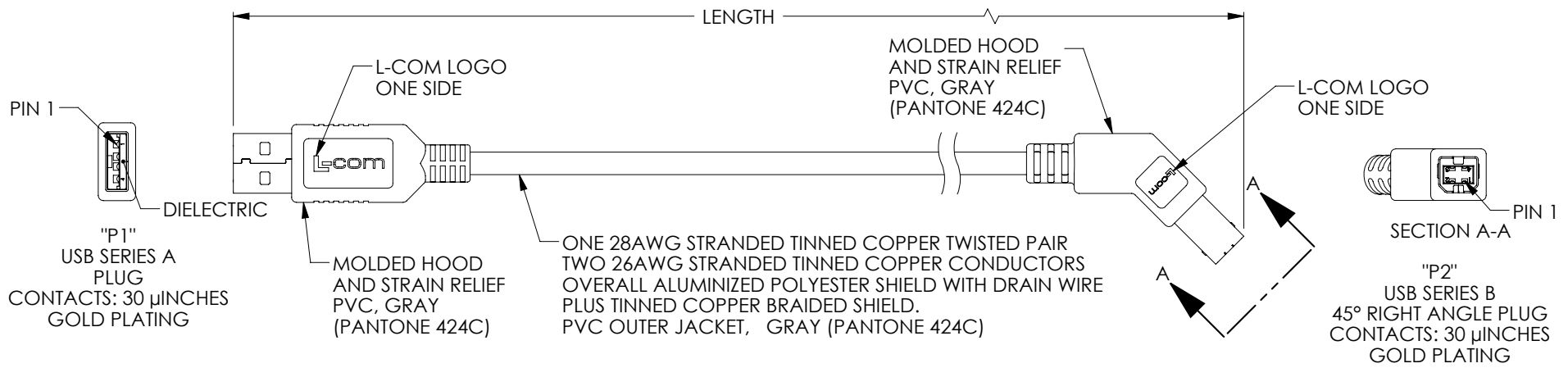


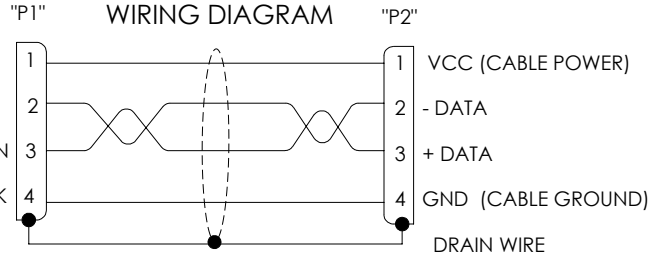
THE INFORMATION CONTAINED IN THIS DRAWING IS THE SOLE PROPERTY OF L-COM, INC. ANY REPRODUCTION IN PART OR WHOLE WITHOUT THE WRITTEN PERMISSION OF L-COM, INC. IS PROHIBITED.

**RoHS Compliant** ✓

REVISIONS			
REV	DESCRIPTION	DATE	APPROVED
A	INITIAL RELEASE	4/24/13	D.GRIFFIN



MODEL NUMBER	LENGTH METERS [FEET]
CAA-45RB-03M	0.3 [.98]
CAA-45RB-05M	0.5 [1.64]
CAA-45RB-075M	0.75 [2.46]
CAA-45RB-1M	1.0 [3.28]
CAA-45RB-2M	2.0 [6.56]
CAA-45RB-3M	3.0 [9.84]
CAA-45RB-5M	5.0 [16.41]



- NOTES:
1. CABLE ASSEMBLY SHALL HAVE 360° SHIELD TERMINATION.
  2. CABLE ASSEMBLY SHALL MEET USB 2.0 REQUIREMENTS.
  3. CABLE ASSEMBLY SHALL BE TESTED FOR CONTINUITY.
  4. CABLE ASSEMBLY SHALL BE INDIVIDUALLY PACKAGED IN ACCORDANCE WITH L-COM SPECIFICATION PS-0031.

UNLESS OTHERWISE SPECIFIED, DIMENSIONS ARE IN INCHES [mm] OVERALL CABLE LENGTH TOLERANCE: ≤12 [305] = +1 [25] / -0 >12 [305] ≤60 [1524] = +2 [51] / -0 >60 [1524] ≤120 [3048] = +4 [102] / -0 >120 [3048] ≤300 [7620] = +6 [152] / -0 >300 [7620] = +3% / -0%	APPROVALS	DATE		45 BEECHWOOD DRIVE NORTH ANDOVER, MA 01845
	DRAWN BY D. DESJARDIN	1/3/13		CATEGORY
ALL OTHER DIMENSIONAL TOLERANCES: .X = ±.2 .XX = ±.02 .XXX = ±.005	CHECKED BY D. FRISIELLO	1/3/13	PRODUCT DESCRIPTION	
PROJECTION	APPROVED BY S. SMITH	1/3/13	CA USB STR A/45RT B DX	
	CONFIGURATION DETAILS OF UNDIMENSIONED FEATURES MAY VARY	COLOR VARIATIONS MAY OCCUR	SIZE <b>A</b>	FSCM NO. <b>43321</b>
			DWG. NO. <b>CAA-45RB</b>	REV. <b>A</b>
			SCALE: NONE	CAD FILE: CAA-45RB.SLDDRW
				SHEET 1 OF 1