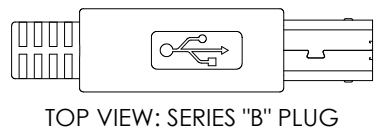
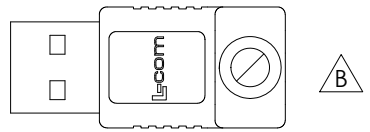
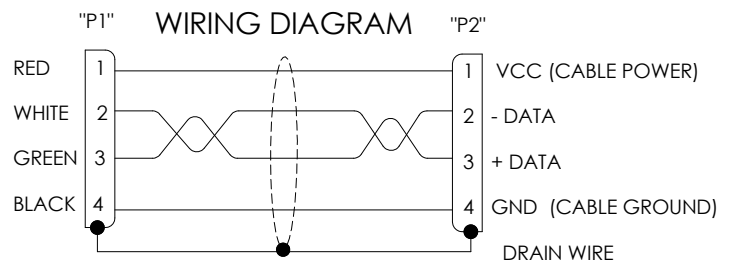
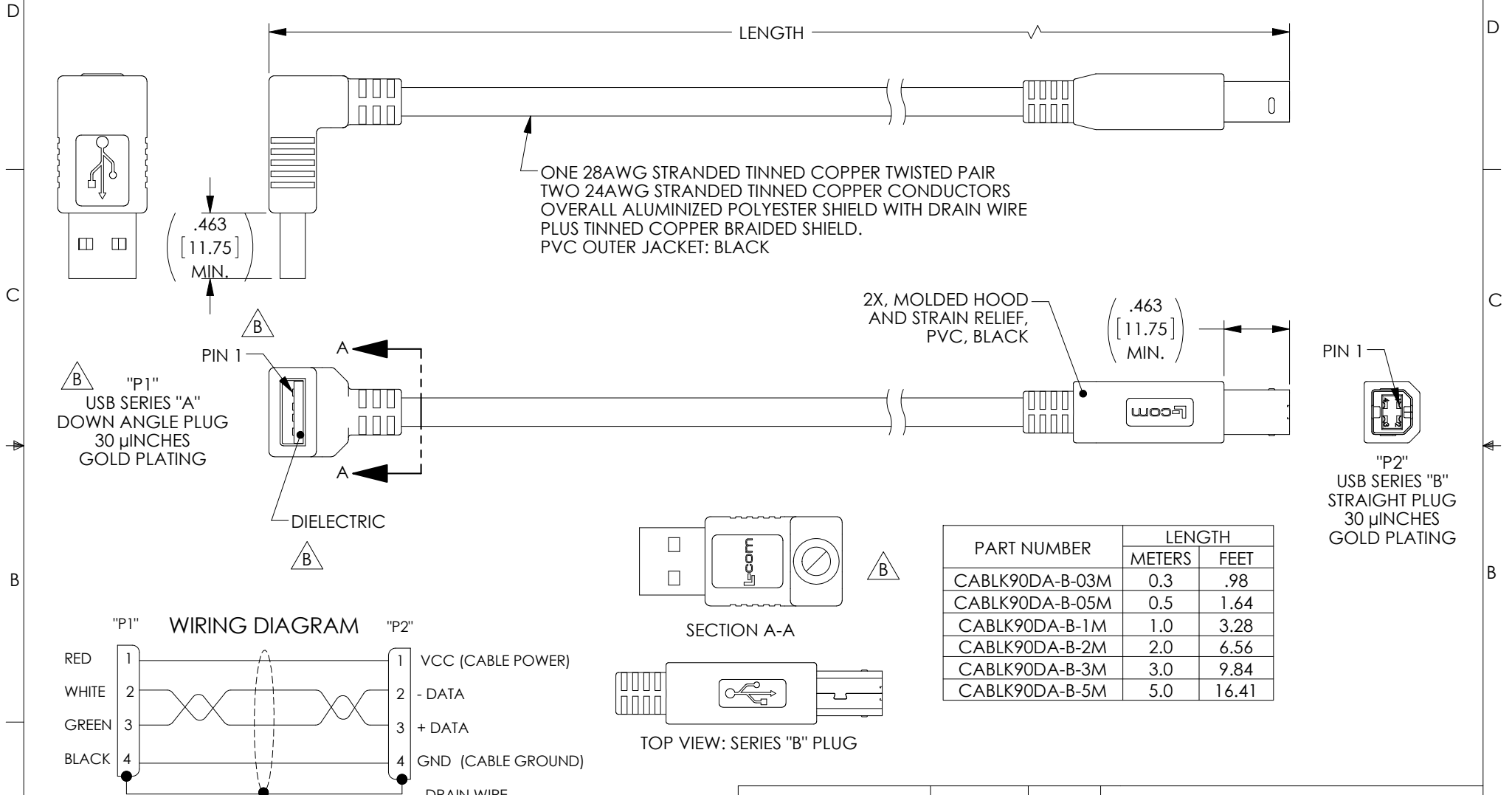


THE INFORMATION CONTAINED IN THIS DRAWING IS THE SOLE PROPERTY OF L-COM, INC. ANY REPRODUCTION IN PART OR WHOLE WITHOUT THE WRITTEN PERMISSION OF L-COM, INC. IS PROHIBITED.

REVISIONS			
REV	DESCRIPTION	DATE	APPROVED
A	INITIAL RELEASE	1/28/14	D.GRIFFIN
B	ECN 7332: FLIP USB A 180 DEGREES FOR DOWN EXIT	3/7/14	D.FRISIELLO



PART NUMBER	LENGTH	
	METERS	FEET
CABLK90DA-B-03M	0.3	.98
CABLK90DA-B-05M	0.5	1.64
CABLK90DA-B-1M	1.0	3.28
CABLK90DA-B-2M	2.0	6.56
CABLK90DA-B-3M	3.0	9.84
CABLK90DA-B-5M	5.0	16.41

- NOTES:**
- CABLE ASSEMBLY SHALL HAVE 360° SHIELD TERMINATION.
 - CABLE ASSEMBLY SHALL MEET USB 2.0 REQUIREMENTS.
 - CABLE ASSEMBLY SHALL BE TESTED FOR CONTINUITY.
 - CABLE ASSEMBLY SHALL BE INDIVIDUALLY PACKAGED IN ACCORDANCE WITH L-COM SPECIFICATION PS-0031.

REGULATORY COMPLIANCE:
CE2011/65/EU (RoHS DIRECTIVE)

UNLESS OTHERWISE SPECIFIED, DIMENSIONS ARE IN INCHES [mm] OVERALL CABLE LENGTH TOLERANCE: ≤ 12 [305] = +1 [25] / -0 >12 [305] ≤ 60 [1524] = +2 [51] / -0 >60 [1524] ≤ 120 [3048] = +4 [102] / -0 >120 [3048] ≤ 300 [7620] = +6 [152] / -0 >300 [7620] = +5% / -0% ALL OTHER DIMENSIONAL TOLERANCES: .X = ± .2 [5.08] .XX = ± .02 [51] .XXX = ± .005 [1.27]	APPROVALS DRAWN BY D.FRISIELLO CHECKED BY R.SCOTT APPROVED BY S. SMITH	DATE 1/24/14 1/24/14 1/24/14		45 BEECHWOOD DRIVE NORTH ANDOVER, MA 01845
	CONFIGURATION DETAILS OF UNDIMENSIONED FEATURES MAY VARY		CATEGORY USB	
	PROJECTION 		PRODUCT DESCRIPTION CA USB 90DA A/STR B BLK	
	COLOR VARIATIONS MAY OCCUR	SIZE A	FSCM NO. 43321	DWG. NO. CABLK90DA-B

SCALE: NONE CAD FILE: CABLK90DA-B.SLDDRW SHEET 1 OF 1