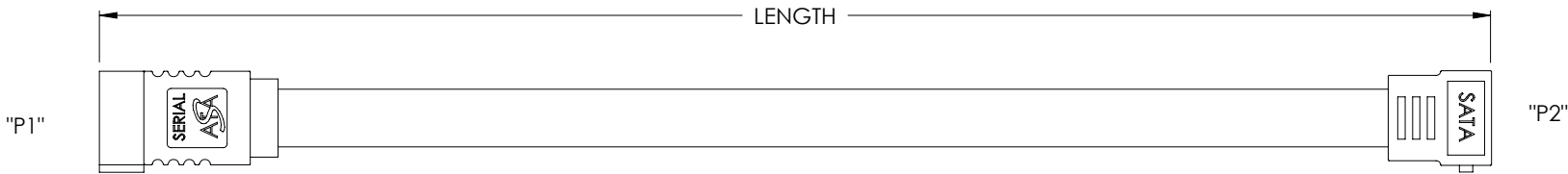


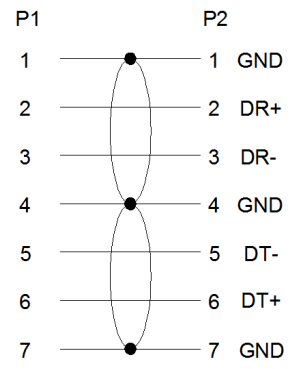
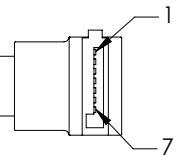
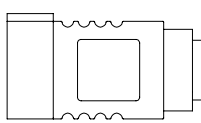
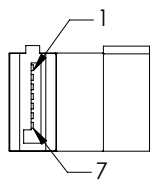
THE INFORMATION CONTAINED IN THIS DRAWING IS THE SOLE PROPERTY OF L-COM, INC. ANY REPRODUCTION IN PART OR WHOLE WITHOUT THE WRITTEN PERMISSION OF L-COM, INC. IS PROHIBITED.

REVISIONS			
REV	DESCRIPTION	DATE	APPROVED
A	INITIAL RELEASE	4/3/03	DFP
B	ECN 3206: UPDATE DWG FORMAT	2/29/08	D.GRIFFIN
C	ECN5761: UL STYLE WAS 2725. UPDATED PACKAGING NOTE & DWG FORMAT. UPDATED PICTORALLY.	10/11/11	DFP



D
C
B
A

D
C
B
A



WIRING DIAGRAM

NOTES:

CABLE:
 FLAT CABLE, UL21149
 TWO 26 AWG PAIRS SHIELDED AND DRAIN WIRE
 INSULATOR MATERIAL: FM-PE
 COLOR: RED
 IMPEDANCE: 100 Ω ± 10

CONNECTOR:
 INSULATOR: UL94V-0 RATED
 COLOR: BLACK
 CONTACTS: PHOSPHOR BRONZE
 PLATING: 15 μINCHES GOLD
 OVERMOLD: PVC
 COLOR: BLACK

PACKAGING:
 INDIVIDUALLY PACKAGE IN ACCORDANCE WITH L-COM SPECIFICATION PS-0031.

NOTE:
 1. CABLE IS WIRED STRAIGHT THROUGH
 2. BOTH SHIELDS AND ALL DRAIN WIRES TIED TOGETHER.

TABLE		
MODEL	METERS	FEET
CASATAR-05M	0.5	1.64
CASATAR-1M	1	3.28

RoHS Compliant ✓

UNLESS OTHERWISE SPECIFIED, DIMENSIONS ARE IN INCHES [mm] OVERALL CABLE LENGTH TOLERANCE: ≤12 [305] = +1 [25] / -0 >12 [305] ≤60 [1524] = +2 [51] / -0 >60 [1524] ≤120 [3048] = +4 [102] / -0 >120 [3048] ≤300 [7620] = +6 [152] / -0 >300 [7620] = +3% / -0% ALL OTHER DIMENSIONAL TOLERANCES: .X = ±.2 .XX = ±.02 .XXX = ±.005	APPROVALS DRAWN BY D. PARHAM CHECKED BY T. CLARK APPROVED BY C. McCORMICK	DATE 04/02/2003 04/03/2003 04/03/2003	L-com Global Connectivity 45 BEECHWOOD DRIVE NORTH ANDOVER, MA 01845	
	PROJECTION 	CONFIGURATION DETAILS OF UNDIMENSIONED FEATURES MAY VARY COLOR VARIATIONS MAY OCCUR	CATEGORY HETEROGENOUS PRODUCT DESCRIPTION SERIAL ATA CABLE	SIZE A
SCALE: NONE			CAD FILE: CASATAR.SLDDRW	REV. B1 SHEET 1 OF 1

8 7 6 5 4 3 2 1