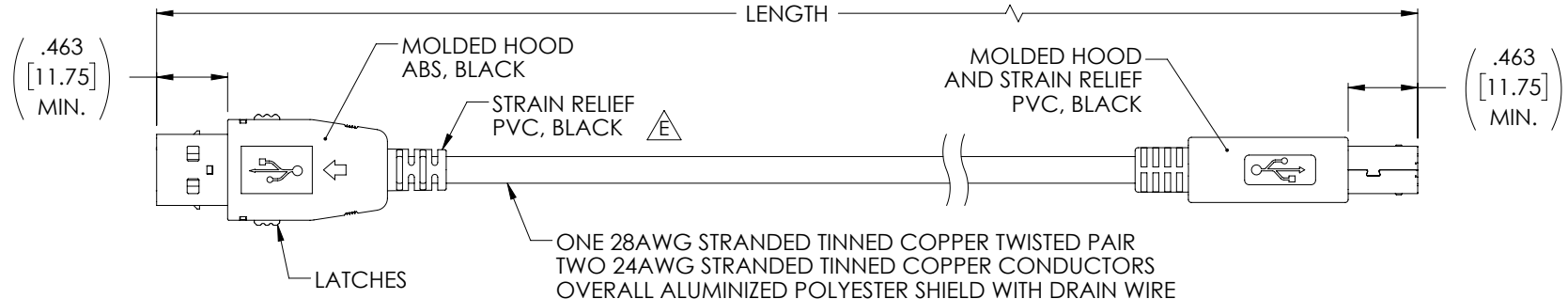
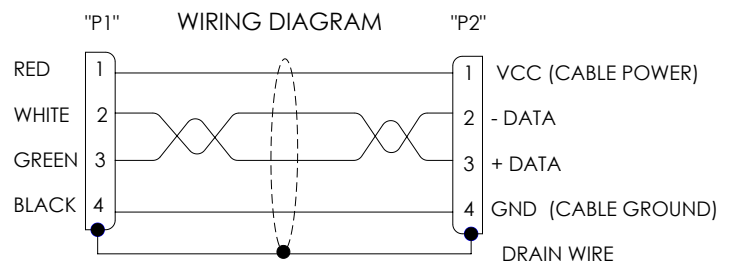

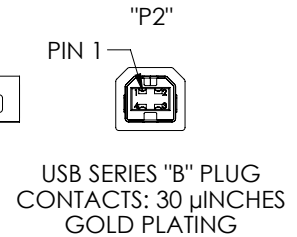
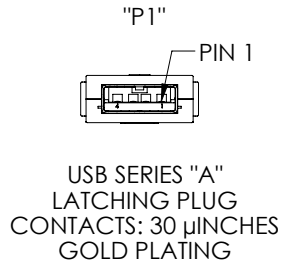


THE INFORMATION CONTAINED IN THIS DRAWING IS THE SOLE PROPERTY OF L-COM, INC. ANY REPRODUCTION IN PART OR WHOLE WITHOUT THE WRITTEN PERMISSION OF L-COM, INC. IS PROHIBITED.

REVISIONS			
REV	DESCRIPTION	DATE	APPROVED
E	ECN 6991: CHANGED SR TO PVC. UPD CONNECTOR PICTORALLY. ROHS NOTE	8/2/13	D. DESJARDIN



ONE 28AWG STRANDED TINNED COPPER TWISTED PAIR
 TWO 24AWG STRANDED TINNED COPPER CONDUCTORS
 OVERALL ALUMINIZED POLYESTER SHIELD WITH DRAIN WIRE
 PLUS TINNED COPPER BRAIDED SHIELD.
 PVC OUTER JACKET, BLACK



MODEL NUMBER	LENGTH METERS [FEET]
CAUALB-03M	0.3 [.98]
CAUALB-05M	0.5 [1.64]
CAUALB-075M	0.75 [2.46]
CAUALB-1M	1.0 [3.28]
CAUALB-2M	2.0 [6.56]
CAUALB-3M	3.0 [9.84]
CAUALB-4M	4.0 [13.12]
CAUALB-5M	5.0 [16.40]

- NOTES:**
1. CABLE ASSEMBLY SHALL HAVE 360° SHIELD TERMINATION.
 2. CABLE ASSEMBLY SHALL MEET USB 2.0 REQUIREMENTS.
 3. CABLE ASSEMBLY SHALL BE TESTED FOR CONTINUITY.
 4. CABLE ASSEMBLY SHALL BE INDIVIDUALLY PACKAGED IN ACCORDANCE WITH L-COM SPECIFICATION PS-0031.

REGULATORY COMPLIANCE:
 ROHS, CE

UNLESS OTHERWISE SPECIFIED, DIMENSIONS ARE IN INCHES [mm] OVERALL CABLE LENGTH TOLERANCE: ≤12 [305] = +1 [25] / -0 >12 [305] ≤60 [1524] = +2 [51] / -0 >60 [1524] ≤120 [3048] = +4 [102] / -0 >120 [3048] ≤300 [7620] = +6 [152] / -0 >300 [7620] = +5% / -0%	APPROVALS	DATE		45 BEECHWOOD DRIVE NORTH ANDOVER, MA 01845
	DRAWN BY D.FRISIELLO	10/23/09		CATEGORY
ALL OTHER DIMENSIONAL TOLERANCES: .X = ± .2 [5.08] .XX = ± .02 [1.51] .XXX = ±.005 [1.13]	CHECKED BY M.MARTINEZ	10/23/09	PRODUCT DESCRIPTION	
PROJECTION	CONFIGURATION DETAILS OF UNDIMENSIONED FEATURES MAY VARY	APPROVED BY S.SMITH	CBL,USB A LATCH/STD B BLK	
	COLOR VARIATIONS MAY OCCUR	10/23/09	SIZE A	FSCM NO. 43321
			DWG. NO. CAUALB	REV. E
			SCALE: NONE	CAD FILE: CAUALB.SLDDRW
				SHEET 1 OF 1