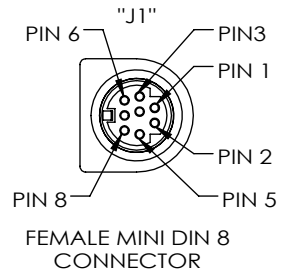
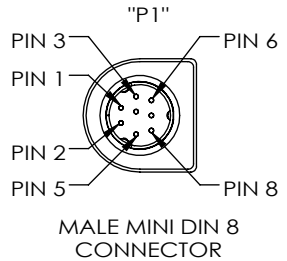
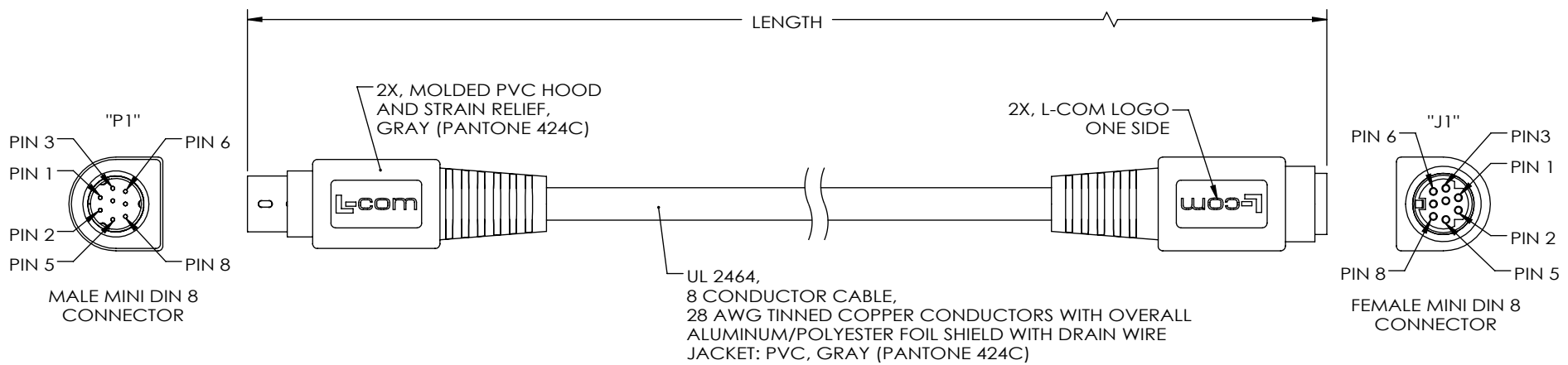


THE INFORMATION CONTAINED IN THIS DRAWING IS THE SOLE PROPERTY OF L-COM, INC. ANY REPRODUCTION IN PART OR WHOLE WITHOUT THE WRITTEN PERMISSION OF L-COM, INC. IS PROHIBITED.

REVISIONS			
REV	DESCRIPTION	DATE	APPROVED
E	ECH9963:REMOVE PIN MARKING FROM CONNECTOR FACE J1,REMOVE ROHS COMPLIANT STATEMENT	07/10/2019	B.GATES



P1	COLOR	J1
1	BLACK	1
2	BROWN	2
3	RED	3
4	ORANGE	4
5	YELLOW	5
6	LT. GREEN	6
7	LT. BLUE	7
8	VIOLET	8
SHELL	DRAIN	SHELL

PART NUMBER	LENGTH	
	FEET	METERS
CSMD8MF-3	3.0	.91
CSMD8MF-6	6.0	1.83
CSMD8MF-10	10.0	3.05
CSMD8MF-25	25.0	7.62

- NOTES:
- CABLE ASSEMBLY SHALL BE TESTED FOR CONTINUITY.
 - CABLE ASSEMBLY SHALL BE INDIVIDUALLY PACKAGED IN ACCORDANCE WITH L-COM SPECIFICATION PS-0031.

UNLESS OTHERWISE SPECIFIED, DIMENSIONS ARE IN INCHES [mm] OVERALL CABLE LENGTH TOLERANCE: ≤ 12 [305] = +1 [25] / -0 > 12 [305] ≤ 60 [1524] = +2 [51] / -0 > 60 [1524] ≤ 120 [3048] = +4 [102] / -0 > 120 [3048] ≤ 300 [7620] = +6 [152] / -0 > 300 [7620] = +3% / -0% ALL OTHER DIMENSIONAL TOLERANCES: .X = ± .2[5.08] .XX = ± .02[.51] .XXX = ±.005[.13]	APPROVALS DRAWN BY B.MAZEJKA CHECKED BY C.McCORMICK APPROVED BY D.PARHAM	DATE 11/07/2003 11/07/2003 11/07/2003	50 HIGH STREET NORTH ANDOVER, MA 01845	
	CONFIGURATION DETAILS OF UNDIMENSIONED FEATURES MAY VARY		CATEGORY I/O PRODUCTS	
	COLOR VARIATIONS MAY OCCUR		PRODUCT DESCRIPTION CBL,MD8M/F SHLD	
	PROJECTION 	SIZE A	FSCM NO. 43321	DWG. NO. CSMD8MF

SCALE: NONE CAD FILE: CSMD8MF.SLDDRW SHEET 1 OF 1