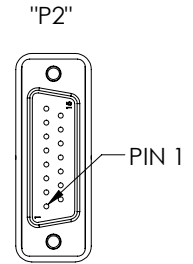
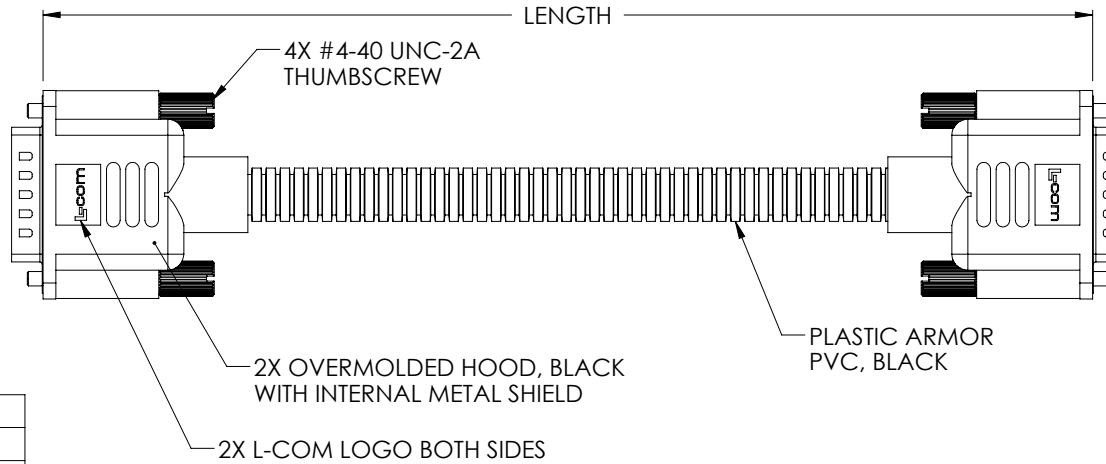
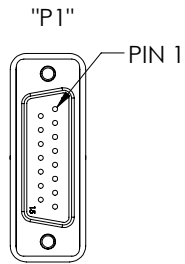


THE INFORMATION CONTAINED IN THIS DRAWING IS THE SOLE PROPERTY OF L-COM, INC. ANY REPRODUCTION IN PART OR WHOLE WITHOUT THE WRITTEN PERMISSION OF L-COM, INC. IS PROHIBITED.

RoHS Compliant ✓

REVISIONS			
REV	DESCRIPTION	DATE	APPROVED
A	INITIAL RELEASE	4/26/13	D.GRIFFIN



"P1"	COLOR	"P2"
1	BLACK	1
2	BROWN	2
3	RED	3
4	ORANGE	4
5	YELLOW	5
6	GREEN	6
7	BLUE	7
8	VIOLET	8
9	GRAY	9
10	WHITE	10
11	PINK	11
12	LIGHT GREEN	12
13	BLACK/WHITE	13
14	BROWN/WHITE	14
15	RED/WHITE	15
SHELL	DRAIN WIRE	SHELL

PART NUMBER	LENGTH	
	FT	METERS
CSPL15MM-2.5	2.5	0.76
CSPL15MM-5	5.0	1.52
CSPL15MM-10	10.0	3.05
CSPL15MM-15	15.0	4.57
CSPL15MM-25	25.0	7.62
CSPL15MM-50	50.0	15.24

NOTES:

- CABLE: UL STYLE 2919, 15 CONDUCTOR (26AWG) (DOUBLE SHIELDED, BRAID & FOIL) JACKET: PVC, LIGHT GRAY (PANTONE 400C)
- CABLE SHALL BE TESTED FOR CONTINUITY.
- CABLE SHALL BE INDIVIDUALLY PACKAGED IN ACCORDANCE WITH L-COM SPECIFICATION PS-0031.

UNLESS OTHERWISE SPECIFIED, DIMENSIONS ARE IN INCHES [mm] OVERALL CABLE LENGTH TOLERANCE: ≤12 [305] = +1 [25] / -0 >12 [305] ≤60 [1524] = +2 [51] / -0 >60 [1524] ≤120 [3048] = +4 [102] / -0 >120 [3048] ≤300 [7620] = +6 [152] / -0 >300 [7620] = +3% / -0%	APPROVALS	DATE		45 BEECHWOOD DRIVE NORTH ANDOVER, MA 01845
	DRAWN BY D.PARHAM	05/04/2011		CHECKED BY D.DESJARDIN
ALL OTHER DIMENSIONAL TOLERANCES: .X = ±.2 .XX = ±.02 .XXX = ±.005	APPROVED BY S.SMITH	01/04/2013	CATEGORY	DATA CABLING
PROJECTION 	CONFIGURATION DETAILS OF UNDIMENSIONED FEATURES MAY VARY	COLOR VARIATIONS MAY OCCUR	PRODUCT DESCRIPTION	CA DB15M/M PLAS ARM
SIZE A	FSCM NO. 43321	DWG. NO. CSPL15MM	REV. A	SCALE: NONE CAD FILE: CSPL15MM.SLDDRW SHEET 1 OF 1