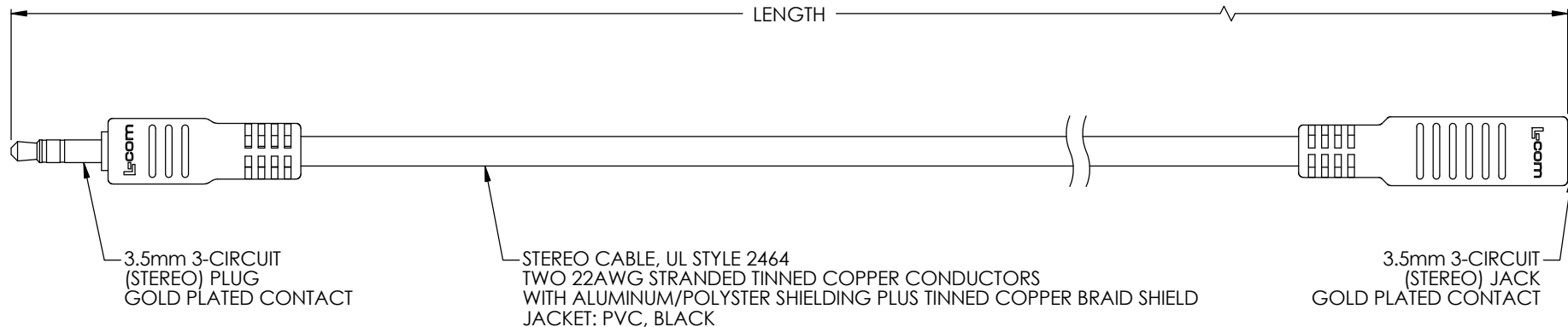


THE INFORMATION CONTAINED IN THIS DRAWING IS THE SOLE PROPERTY OF L-COM, INC. ANY REPRODUCTION IN PART OR WHOLE WITHOUT THE WRITTEN PERMISSION OF L-COM, INC. IS PROHIBITED.

 **RoHS Compliant** ✓



REVISIONS			
REV	DESCRIPTION	DATE	APPROVED
E	ECN 6577: UPDATED FORMAT, PACKAGING, AND LOGOS	12/11/12	D. DESJARDIN



MODEL NUMBER	LENGTH FEET [METERS]
CTL35MF-3	3 [.91]
CTL35MF-5	5 [1.52]
CTL35MF-10	10 [3.05]
CTL35MF-25	25 [7.62]
CTL35MF-50	50 [15.24]
CTL35MF-100	100 [30.48]

 NOTES:

1. CABLE SHALL BE TESTED FOR CONTINUITY.
2. CABLE SHALL BE INDIVIDUALLY PACKAGED IN ACCORDANCE WITH L-COM SPECIFICATION PS-0031.

<p>UNLESS OTHERWISE SPECIFIED, DIMENSIONS ARE IN INCHES [mm]</p> <p>OVERALL CABLE LENGTH TOLERANCE:</p> <p>≤12 [305] = +1 [25] / -0</p> <p>>12 [305] ≤60 [1524] = +2 [51] / -0</p> <p>>60 [1524] ≤120 [3048] = +4 [102] / -0</p> <p>>120 [3048] ≤300 [7620] = +6 [152] / -0</p> <p>>300 [7620] = +3% / -0%</p> <p>ALL OTHER DIMENSIONAL TOLERANCES:</p> <p>.X = ±.2</p> <p>.XX = ±.02</p> <p>.XXX = ±.005</p>	<p>APPROVALS</p> <p>DRAWN BY D PARHAM</p> <p>CHECKED BY C MCCORMICK</p> <p>APPROVED BY T CLARK</p>	<p>DATE</p> <p>8/16/2001</p> <p>8/17/2001</p> <p>8/17/2001</p>	<p> 45 BEECHWOOD DRIVE NORTH ANDOVER, MA 01845</p>	
	<p>CONFIGURATION DETAILS OF UNDIMENSIONED FEATURES MAY VARY</p>	<p>CATEGORY</p> <p>AUDIO/VIDEO</p>		<p>PRODUCT DESCRIPTION</p> <p>CA AUDIO 3.5mm M/3.5mm F</p>
<p>PROJECTION</p> 	<p>COLOR VARIATIONS MAY OCCUR</p>	<p>SIZE</p> <p>A</p>	<p>FSCM NO. 43321</p> <p>DWG. NO. CTL35MF</p>	<p>REV.</p> <p>E</p>
<p>REF</p>	<p>SCALE: NONE</p>	<p>CAD FILE: CTL35MF.SLDDRW</p>	<p>SHEET 1 OF 1</p>	