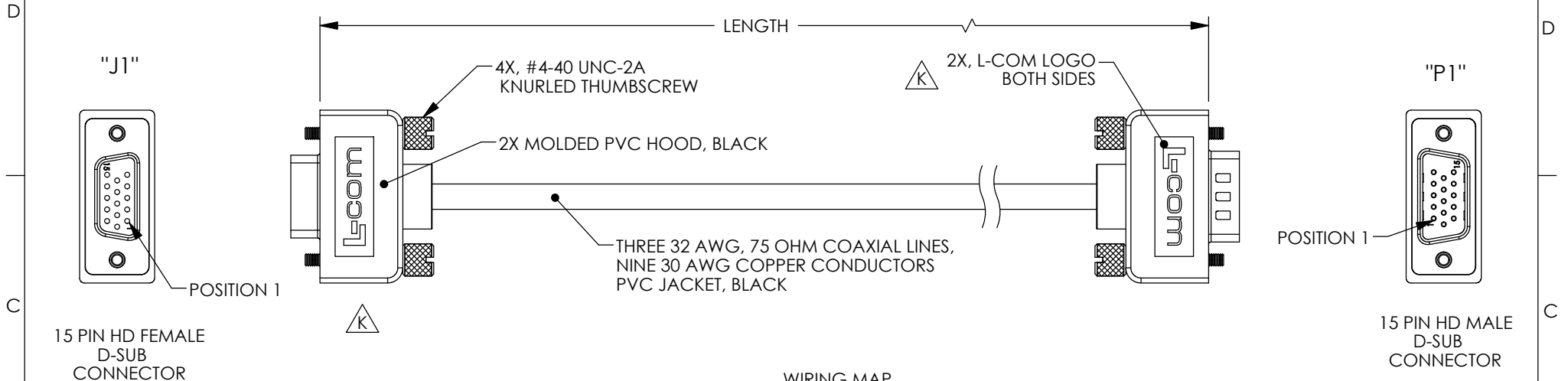


THE INFORMATION CONTAINED IN THIS DRAWING IS THE SOLE PROPERTY OF L-COM, INC. ANY REPRODUCTION IN PART OR WHOLE WITHOUT THE WRITTEN PERMISSION OF L-COM, INC. IS PROHIBITED.

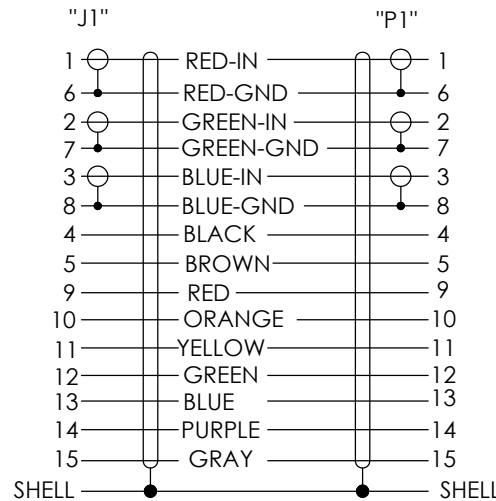
RoHS Compliant ✓

REVISIONS			
REV	DESCRIPTION	DATE	APPROVED
H	ECN 3339: CN RELEASE	5/19/08	D.CASTRO
J	ECN 3450: DELETED HEX SCREW DIMS.	8/6/08	D.CASTRO
K	ECN 6779: REVISED L-COM LOGO, NEW FORMAT, PACKAGING	4/9/13	D.FRISIELLO

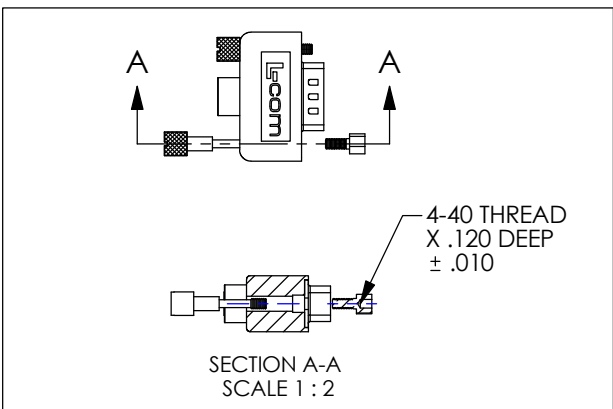


**NOTES:**  
 CABLE ASSEMBLY SHALL BE TESTED FOR CONTINUITY.  
 CABLE ASSEMBLY SHALL BE INDIVIDUALLY PACKAGED  
 IN ACCORDANCE WITH L-COM SPECIFICATION PS-0031.

WIRING MAP



MODEL NUMBER	LENGTH FEET [METERS]
CTL3VGAMF-5T	5.0 [1.52]
CTL3VGAMF-10T	10.0 [3.05]
CTL3VGAMF-15T	15.0 [4.57]
CTL3VGAMF-25T	25.0 [7.62]
CTL3VGAMF-50T	50.0 [15.24]



CABLES ARE SHIPPED WITH THUMBSCREWS INSTALLED AND FOUR HEX SCREW LOCKS FOR OPTIONAL USE. THUMBSCREWS MAY BE REMOVED EASILY AND THE HEX SCREW LOCKS MOUNTED IN THE CAPTIVE NUTS OF THE CONNECTOR.

UNLESS OTHERWISE SPECIFIED, DIMENSIONS ARE IN INCHES [mm] OVERALL CABLE LENGTH TOLERANCE: ≤12 [305] = +1 [25] / -0 >12 [305] ≤60 [1524] = +2 [51] / -0 >60 [1524] ≤120 [3048] = +4 [102] / -0 >120 [3048] ≤300 [7620] = +6 [152] / -0 >300 [7620] = +3% / -0%  ALL OTHER DIMENSIONAL TOLERANCES: .X = ± .2 .XX = ± .02 .XXX = ± .005	APPROVALS DRAWN BY TJC CHECKED BY DFP APPROVED BY ZW	DATE 12/6/00 1/9/01 2/7/01	45 BEECHWOOD DRIVE NORTH ANDOVER, MA 01845
	CONFIGURATION DETAILS OF UNDIMENSIONED FEATURES MAY VARY	CATEGORY <b>AUDIO/VIDEO</b>	
PROJECTION 	COLOR VARIATIONS MAY OCCUR	SIZE <b>A</b> FSCM NO. <b>43321</b> DWG. NO. <b>CTL3VGAMF-T</b> REV. <b>K</b>	SCALE: NONE CAD FILE: CTL3VGAMF-T.SLDDRW SHEET 1 OF 1