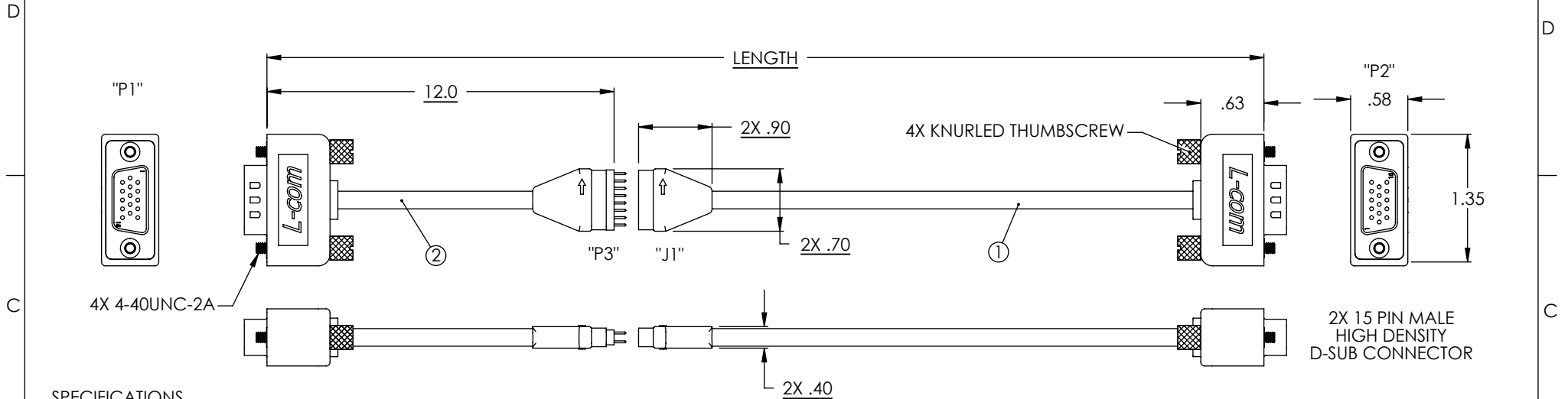


THE INFORMATION CONTAINED IN THIS DRAWING IS THE SOLE PROPERTY OF L-COM, INC. ANY REPRODUCTION IN PART OR WHOLE WITHOUT THE WRITTEN PERMISSION OF L-COM, INC. IS PROHIBITED.

REVISIONS			
REV	DESCRIPTION	DATE	APPROVED
L	ECN 3056: 2" SHRINK TUBING WAS 1"	10/25/07	D.CASTRO
-	-	-	-
-	-	-	-
-	-	-	-



**SPECIFICATIONS**

**CABLE:**  
 CONDUCTORS: THREE 75Ω COAXIAL LINES  
 NINE 30 AWG COPPER CONDUCTORS  
 SHIELDING: OVERALL ALUMINIZED POLYESTER SHIELD  
 PLUS TINNED COPPER BRAID  
 JACKET: BLACK PLENUM RATED CMP

**CONNECTORS:**  
**D-SUB:**  
 INSULATOR: UL94V-0 PLASTIC  
 CONTACTS: GOLD PLATED  
 SHELL: TIN FINISH  
**DISCONNECTS:**  
 16 POSITION, .079" (2mm) PITCH

**HOODS:**  
 MOLDED BLACK PLENUM RATED PVC (REF MTN-006)  
 THUMBSCREWS: NICKEL PLATED

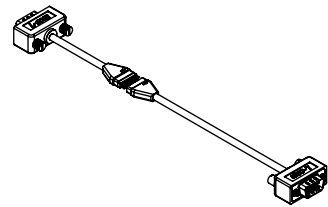
**DISCONNECT STRAIN RELIEFS:**  
 MOLDED BLACK PLENUM RATED PVC  
 (REF MTN-034 AND MTN-035)

**NOTES:**  
 1. SEE SHEET 2 FOR WIRING TABLE.  
 2. SHRINK TUBING TO BE PLACED ON CABLE (BY CUSTOMER) PRIOR TO ASSEMBLY. AFTER ASSEMBLY, SLIDE TUBING OVER CONNECTION AND SHRINK.  
 3. ITEM 3 PACKAGED WITH CABLE ASSEMBLY (NOT INSTALLED ON CABLE).

REFERENCE L-COM CABLE SPECIFICATION CTL3VGA-TP-CS1

MODEL	LENGTH FEET [METERS]
CTLB3VGAMM-15TP	15 [4.57]
CTLB3VGAMM-20TP	20 [6.01]
CTLB3VGAMM-25TP	25 [7.62]
CTLB3VGAMM-50TP	50 [15.24]
CTLB3VGAMM-75TP	75 [22.86]

KIT DETAIL		
ITEM NO.	QTY	DESCRIPTION
1	1	MAIN RUN CABLE
2	1	INTERFACE CABLE: 12" LONG
3	4	HEX SCREW LOCK (SEE SHEET 2)
4	1	SHRINK TUBING: Ø 3/4" X 2" LONG, NON-ADHESIVE, 2:1 SHRINK RATIO. COLOR: BLACK (NOT SHOWN)



UNLESS OTHERWISE SPECIFIED,  
 DIMENSIONS ARE IN INCHES  
 TOLERANCES ARE:  
 .X ±.1  
 .XX ±.05  
 .XXX ±.005  
 CABLE LENGTH TOLERANCE  
 <300" ±5% >300" ±2%

APPROVALS	DATE
DRAWN BY D PARHAM	01/07/2003
CHECKED BY C McCORMICK	01/08/2003
APPROVED BY R CARRICK	03/28/03

CONFIGURATION DETAILS OF  
 UNDIMENSIONED FEATURES  
 MAY VARY

**L-com** 45 BEECHWOOD DRIVE  
 CONNECTIVITY PRODUCTS NORTH ANDOVER, MA  
 PRODUCTS 01845

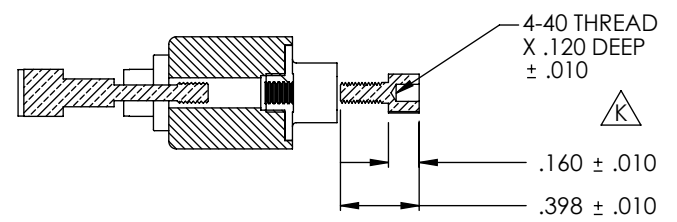
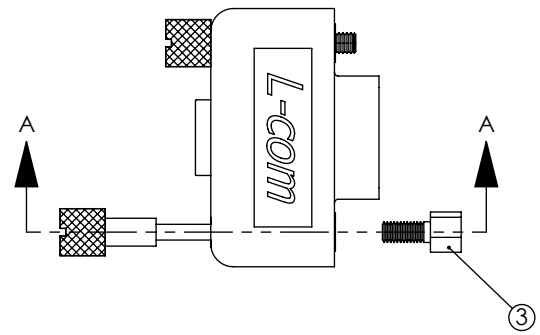
PRODUCT DESCRIPTION  
 THIN-LINE PLENUM VIDEO CABLE ASSEMBLY

DRAWING TITLE  
**OUTLINE DRAWING**

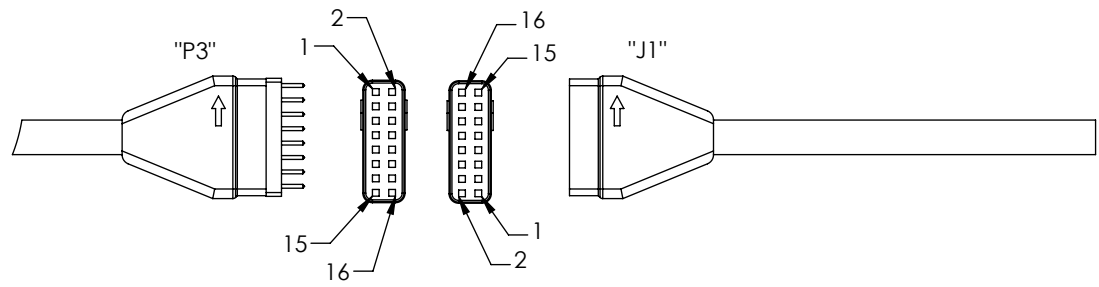
SIZE <b>A</b>	FSCM NO. <b>43321</b>	DWG. NO. CTLB3VGAMM-15TP	REV. <b>L</b>
SCALE: NONE		CAD FILE: CTLB3VGAMM-15TP.SLDDRW	SHEET 1 OF 2

THE INFORMATION CONTAINED IN THIS DRAWING IS THE SOLE PROPERTY OF L-COM, INC. ANY REPRODUCTION IN PART OR WHOLE WITHOUT THE WRITTEN PERMISSION OF L-COM, INC. IS PROHIBITED.

WIRING TABLE				
"P1"	"P3"	"J1"	"P2"	FUNCTION
1	1	15	1	RED SIGNAL
2	3	13	2	GREEN SIGNAL
3	5	11	3	BLUE SIGNAL
4	7	9	4	ID BIT 2
5	8	10	5	GROUND
6	2	16	6	RED SHIELD
7	4	14	7	GREEN SHIELD
8	6	12	8	BLUE SHIELD
9	9	7	9	DDC +5V
10	10	8	10	SYNC RETURN
11	11	5	11	ID BIT 0
12	12	6	12	ID BIT 1
13	13	3	13	HORIZ. SYNC
14	14	4	14	VERT. SYNC
15	15	1	15	ID BIT 3, CLOCK
SHELL	16	2	SHELL	CABLE SHIELD



CABLES ARE SHIPPED WITH THUMBSCREWS INSTALLED AND FOUR HEX SCREW LOCKS FOR OPTIONAL USE. THUMBSCREWS MAY BE REMOVED EASILY AND THE HEX SCREWLOCKS MOUNTED IN THE CAPTIVE NUTS OF THE CONNECTOR.



<b>L-com</b> CONNECTIVITY PRODUCTS		45 BEECHWOOD DRIVE NORTH ANDOVER, MA 01845	
PRODUCT DESCRIPTION			
THIN-LINE PLENUM VIDEO CABLE ASSEMBLY			
DRAWING TITLE			
OUTLINE DRAWING			
SIZE	FSCM NO.	DWG. NO.	REV.
<b>A</b>	<b>43321</b>	CTLB3VGAMM-15TP	<b>L</b>
SCALE: NONE	CAD FILE:	CTLB3VGAMM-15TP.SLDDRW	SHEET 2 OF 2