

THE INFORMATION CONTAINED IN THIS DRAWING IS THE SOLE PROPERTY OF L-COM, INC. ANY REPRODUCTION IN PART OR WHOLE WITHOUT THE WRITTEN PERMISSION OF L-COM, INC. IS PROHIBITED.

LSZH CABLE CHARACTERISTICS:

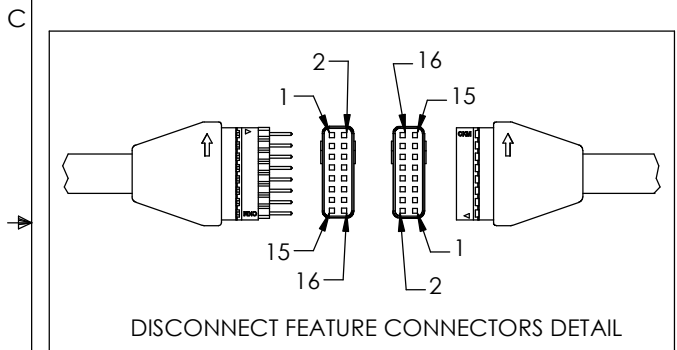
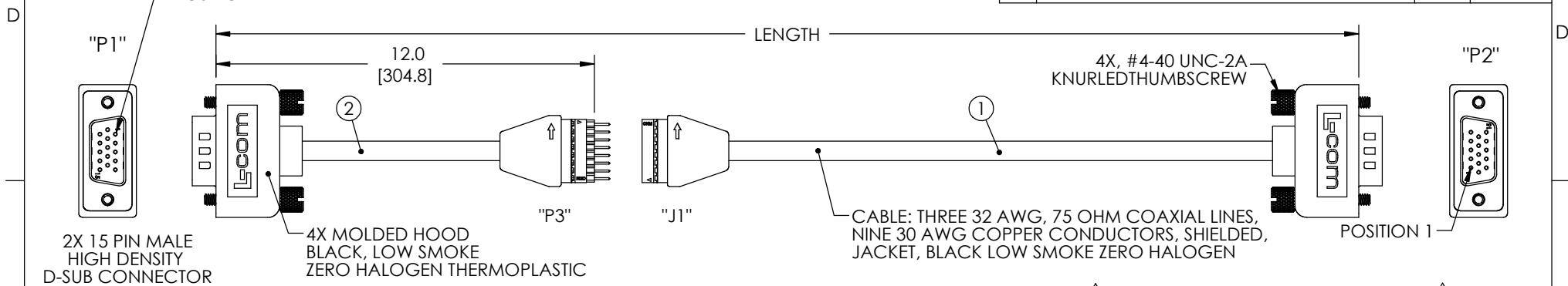
FLAME RATING: IEC 60332-1

CORROSIVE GAS: IEC 60754

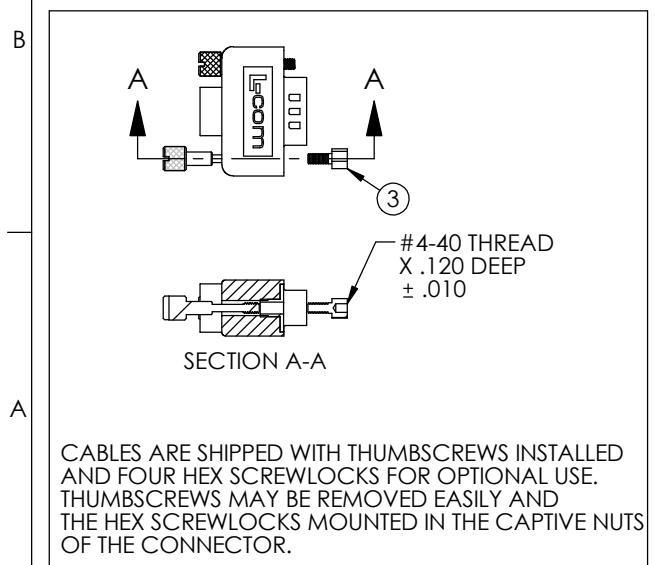
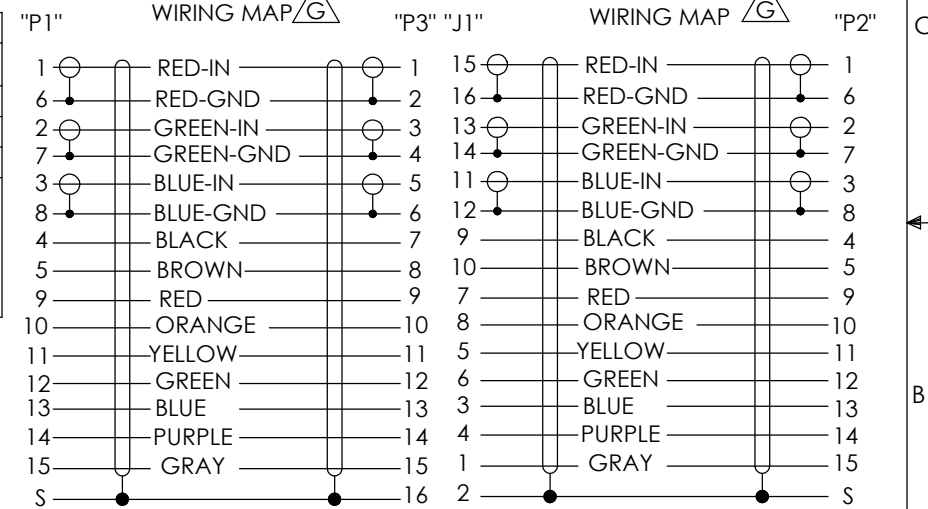
SMOKE EMISSION: IEC 61034



REVISIONS			
REV	DESCRIPTION	DATE	APPROVED
E	ECN 3859: SHRINK SLEEVE 2.40 WAS 2.0	2/23/09	D. CASTRO
F	ECN 8530: CHANGED GREEN COAX TO YELLOW COAX, NEW FORMAT	10/26/2016	B.ZHANG
G	ECN 10839: REVISE YELLOW COAX TO GREEN COAX, ADD LSZH CBL CHARACTERISTICS TO DWG, NEW FORMAT	12/10/2020	M.BLACKWOOD
-	-	-	-



KIT DETAIL		
ITEM NO.	QTY.	DESCRIPTION
1	1	MAIN RUN CABLE
2	1	INTERFACE CABLE
3	4	HEX SCREWLOCK
4	1	SHRINK TUBING: ϕ .75 X 2.40 LONG, NON-ADHESIVE 2:1 SHRINK RATIO, COLOR BLACK (NOT SHOWN)



PART NUMBER	LENGTH FEET [METERS]
CTLB3VGAMM-15TZ	15 [4.57]
CTLB3VGAMM-20TZ	20 [6.10]
CTLB3VGAMM-25TZ	25 [7.62]
CTLB3VGAMM-50TZ	50 [15.24]
CTLB3VGAMM-75TZ	75 [22.86]

NOTES:
 SHRINK TUBING TO BE PLACED ON CABLE (BY CUSTOMER) PRIOR TO ASSEMBLY, AFTER ASSEMBLY, SLIDE TUBING OVER CONNECTION AND SHRINK.
 ITEM 3 PACKAGED WITH CABLE ASSEMBLY (NOT INSTALLED ON CABLE).
 CABLE ASSEMBLIES SHALL BE TESTED FOR CONTINUITY.
 CABLE ASSEMBLIES SHALL BE INDIVIDUALLY PACKAGED IN A POLYBAG.

UNLESS OTHERWISE SPECIFIED, DIMENSIONS ARE IN INCHES [mm] OVERALL CABLE LENGTH TOLERANCE: ≤ 12 [305] = +1 [25] / -0 >12 [305] ≤ 60 [1524] = +2 [51] / -0 >60 [1524] ≤ 120 [3048] = +4 [102] / -0 >120 [3048] ≤ 300 [7620] = +6 [152] / -0 >300 [7620] = +5% / -0 ALL OTHER DIMENSIONAL TOLERANCES: .X = \pm .2 [5] FRACTIONS .XX = \pm .02 [5] \pm 1/32 .XXX = \pm .005 [13] \pm ANGLES \pm 1° THIRD-ANGLE PROJECTION	APPROVALS DRAWN BY D. PARHAM CHECKED BY M. LAHEY APPROVED BY C. MCCORMICK	DATE 07/14/2005 08/10/2005 08/10/2005	L-com an INFINITI brand 50 High Street, West Mill, North Andover, MA 01845 USA. Phone: 1.800.341.5266 1.978.682.6936
	CONFIGURATION DETAILS OF UNDIMENSIONED FEATURES MAY VARY COLOR VARIATIONS MAY OCCUR	CATEGORY AUDIO/VIDEO	
SIZE A	CAGE CODE 43321	DWG. NO. CTLB3VGAMM-TZ	REV. G
SCALE: NONE		CAD FILE: CTLB3VGAMM-TZ.SLDDRW	SHEET 1 OF 1