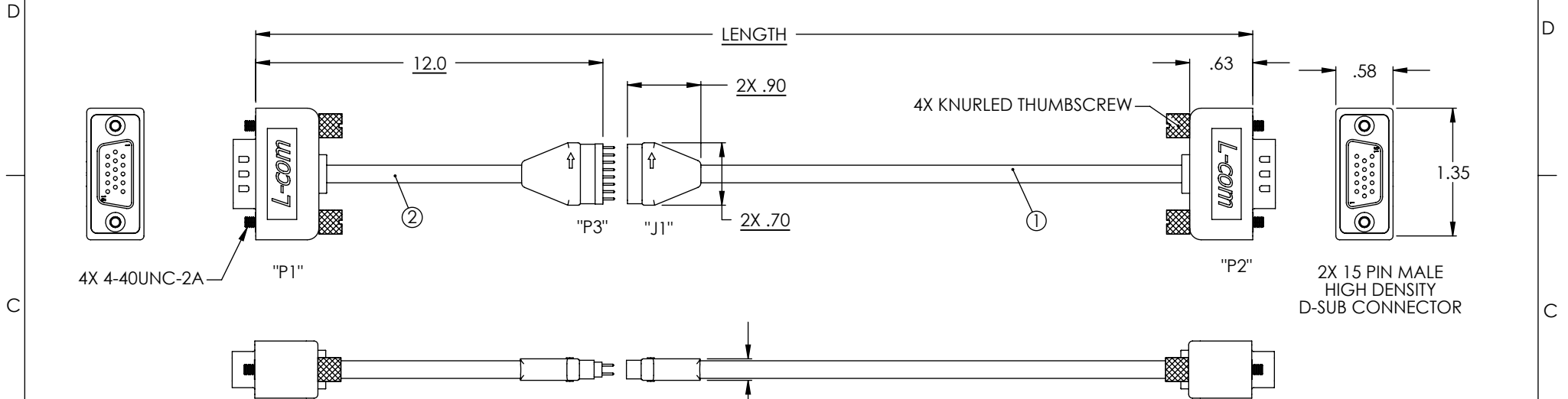


THE INFORMATION CONTAINED IN THIS DRAWING IS THE SOLE PROPERTY OF L-COM, INC. ANY REPRODUCTION IN PART OR WHOLE WITHOUT THE WRITTEN PERMISSION OF L-COM, INC. IS PROHIBITED.

REVISIONS			
REV	DESCRIPTION	DATE	APPROVED
M	ECN 3056: SHRINK TUBING 2" WAS 1"	10/25/07	D.CASTRO
-	-	-	-
-	-	-	-
-	-	-	-



SPECIFICATIONS

CABLE:
 CONDUCTORS: THREE 75 OHM COAXIAL LINES
 NINE 30 AWG COPPER CONDUCTORS
 SHIELDING: OVERALL ALUMINIZED POLYESTER SHIELD
 PLUS TINNED COPPER BRAID
 JACKET: BLACK PVC

CONNECTORS:
D-SUB:
 INSULATOR: UL94V-0 PLASTIC
 CONTACTS: GOLD PLATED
 SHELL: TIN FINISH
DISCONNECTS:
 16 POSITION, .079" (2mm) PITCH

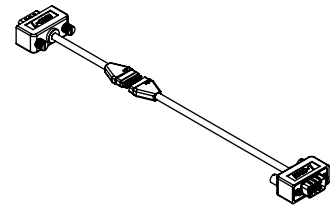
HOODS:
 MOLDED BLACK PVC
 THUMBSCREWS: NICKEL PLATED

DISCONNECT STRAIN RELIEFS:
 MOLDED BLACK PVC

NOTES:
 1. SEE SHEET 2 FOR WIRING TABLE.
 2. SHRINK TUBING TO BE PLACED ON CABLE (BY CUSTOMER) PRIOR TO ASSEMBLY. AFTER ASSEMBLY, SLIDE TUBING OVER CONNECTION AND SHRINK.
 3. ITEM 3 PACKAGED WITH CABLE ASSEMBLY (NOT INSTALLED ON CABLE).

KIT DETAIL		
ITEM NO.	QTY	DESCRIPTION
1	1	MAIN RUN CABLE
2	1	INTERFACE CABLE: 12" LONG
3	4	HEX SCREW LOCK (SEE SHEET 2)
4	1	SHRINK TUBING: Ø 3/4" X 2" LONG, NON-ADHESIVE, 2:1 SHRINK RATIO. COLOR: BLACK (NOT SHOWN)

MODEL NUMBER	LENGTH FEET [METERS]
CTLB3VGAMM-15T	15 [4.57]
CTLB3VGAMM-20T	20 [6.01]
CTLB3VGAMM-25T	25 [7.62]
CTLB3VGAMM-50T	50 [15.24]
CTLB3VGAMM-75T	75 [22.86]



UNLESS OTHERWISE SPECIFIED,
 DIMENSIONS ARE IN INCHES
 TOLERANCES ARE:
 .X ±.1
 .XX ±.05
 .XXX ±.005
 CABLE LENGTH TOLERANCE
 <300" ±5% >300" ±2%

APPROVALS	DATE
DRAWN BY D. PARHAM	1/18/2002
CHECKED BY C. McCORMICK	1/18/2002
APPROVED BY R. CARRICK	1/21/2002

CONFIGURATION DETAILS OF
 UNDIMENSIONED FEATURES
 MAY VARY

L-com
 CONNECTIVITY PRODUCTS

45 BEECHWOOD DRIVE
 NORTH ANDOVER, MA
 01845

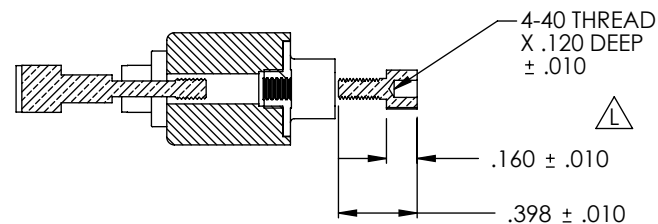
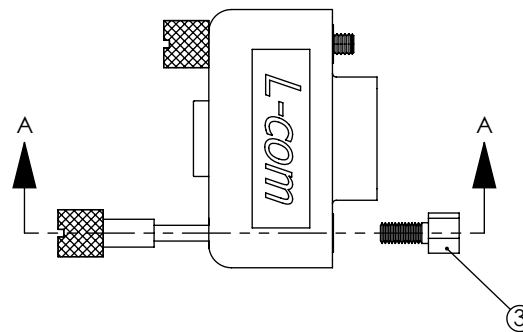
PRODUCT DESCRIPTION
THIN-LINE VIDEO CABLE ASSEMBLY

DRAWING TITLE
OUTLINE DRAWING

SIZE A	FSCM NO. 43321	DWG. NO. CTLB3VGAMM-15T	REV. M
SCALE: NONE		CAD FILE: CTLB3VGAMM-15T.SLDDRW	SHEET 1 OF 2

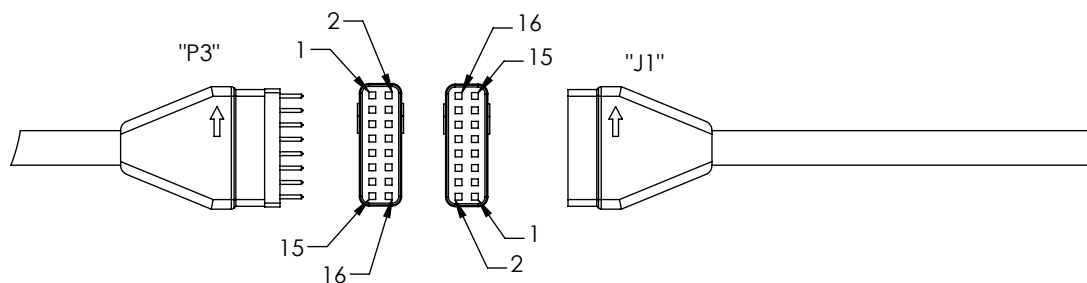
THE INFORMATION CONTAINED IN THIS DRAWING IS THE SOLE PROPERTY OF L-COM, INC. ANY REPRODUCTION IN PART OR WHOLE WITHOUT THE WRITTEN PERMISSION OF L-COM, INC. IS PROHIBITED.

WIRING TABLE				
"P1"	"P3"	"J1"	"P2"	FUNCTION
1	1	15	1	RED SIGNAL
2	3	13	2	GREEN SIGNAL
3	5	11	3	BLUE SIGNAL
4	7	9	4	ID BIT 2
5	8	10	5	GROUND
6	2	16	6	RED SHIELD
7	4	14	7	GREEN SHIELD
8	6	12	8	BLUE SHIELD
9	9	7	9	DDC +5V
10	10	8	10	SYNC RETURN
11	11	5	11	ID BIT 0
12	12	6	12	ID BIT 1
13	13	3	13	HORIZ. SYNC
14	14	4	14	VERT. SYNC
15	15	1	15	ID BIT 3, CLOCK
SHELL	16	2	SHELL	CABLE SHIELD



SECTION A-A
SCALE 1:1

CABLES ARE SHIPPED WITH THUMBSCREWS INSTALLED AND FOUR HEX SCREWLOCKS FOR OPTIONAL USE. THUMBSCREWS MAY BE REMOVED EASILY AND THE HEX SCREWLOCKS MOUNTED IN THE CAPTIVE NUTS OF THE CONNECTOR.



DISCONNECT FEATURE CONNECTORS DETAIL
SCALE 1:1

L-com
CONNECTIVITY PRODUCTS
45 BEECHWOOD DRIVE
NORTH ANDOVER, MA
01845

PRODUCT DESCRIPTION
THIN-LINE VIDEO CABLE ASSEMBLY

DRAWING TITLE
OUTLINE DRAWING

SIZE A	FSCM NO. 43321	DWG. NO. CTLB3VGAMM-15T	REV. M
SCALE: NONE		CAD FILE: CTLB3VGAMM-15T.SLDDRW	SHEET 2 OF 2