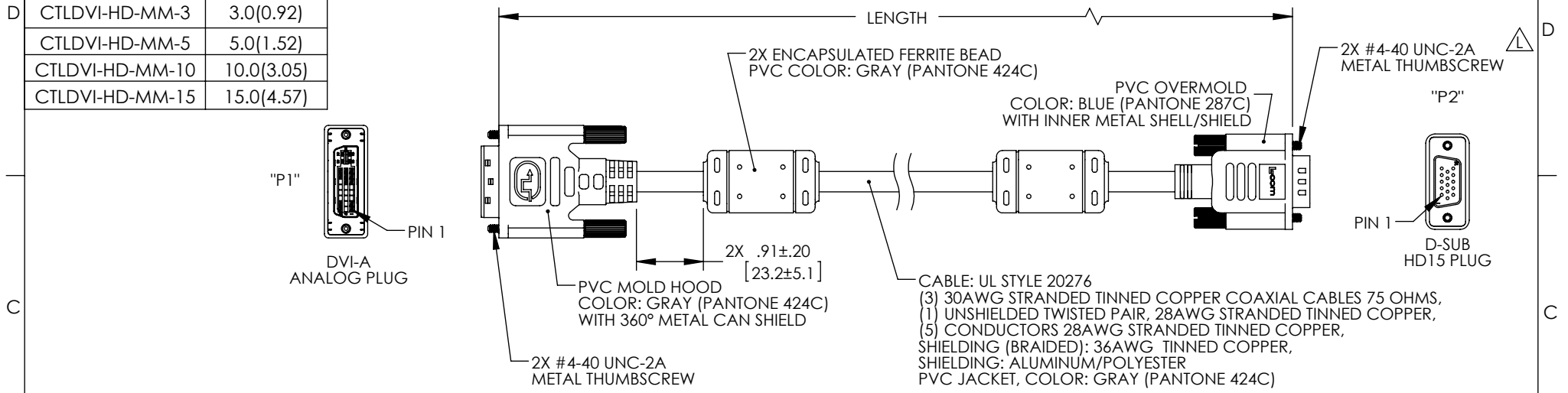


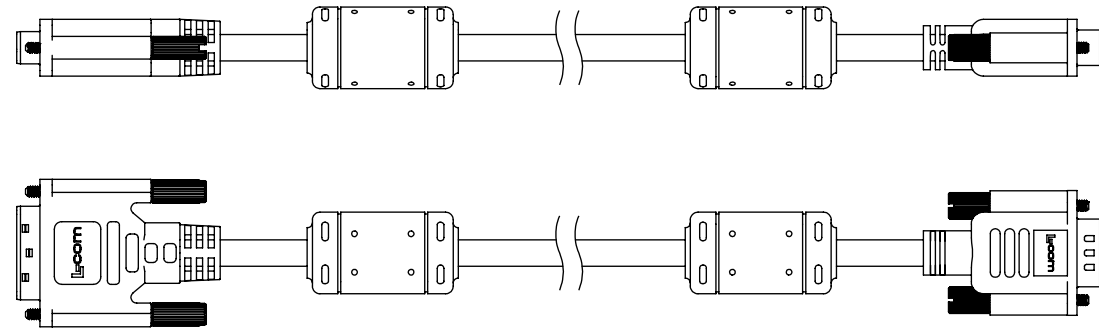
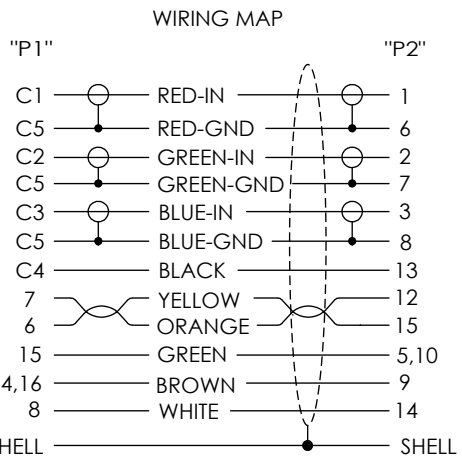
THE INFORMATION CONTAINED IN THIS DRAWING IS THE SOLE PROPERTY OF L-COM, INC. ANY REPRODUCTION IN PART OR WHOLE WITHOUT THE WRITTEN PERMISSION OF L-COM, INC. IS PROHIBITED.

REVISIONS			
REV	DESCRIPTION	DATE	APPROVED
K	ECN 8182: UPT DWG FROM MOLDED THUMBSCREW TO METAL THUMBSCREW	11/28/2015	B. ZHANG
L	ECN 8724: REVISE ABS MOLDED THUMBSCREW TO METAL ON HD15 END.	04/17/2017	B.ZHANG

PART NUMBER	LENGTH FEET(METER)
CTLDVI-HD-MM-3	3.0(0.92)
CTLDVI-HD-MM-5	5.0(1.52)
CTLDVI-HD-MM-10	10.0(3.05)
CTLDVI-HD-MM-15	15.0(4.57)



CABLE: UL STYLE 20276
 (3) 30AWG STRANDED TINNED COPPER COAXIAL CABLES 75 OHMS,
 (1) UNSHIELDED TWISTED PAIR, 28AWG STRANDED TINNED COPPER,
 (5) CONDUCTORS 28AWG STRANDED TINNED COPPER,
 SHIELDING (BRAIDED): 36AWG TINNED COPPER,
 SHIELDING: ALUMINUM/POLYESTER
 PVC JACKET, COLOR: GRAY (PANTONE 424C)



- NOTES:**
1. CABLES TO BE TESTED FOR CONTINUITY
 2. CABLES TO BE INDIVIDUALLY PACKAGED IN ACCORDANCE WITH L-COM SPEC. PS-0031.
 3. DUST COVERS INSTALLED FOR SHIPPING (NOT SHOWN).

REGULATORY COMPLIANCE:
 CE2011/65/EU(RoHS DIRECTIVE)

UNLESS OTHERWISE SPECIFIED, DIMENSIONS ARE IN INCHES [mm] OVERALL CABLE LENGTH TOLERANCE: ≤12 [305] = +1 [25] / -0 >12 [305] ≤60 [1524] = +2 [51] / -0 >60 [1524] ≤120 [3048] = +4 [102] / -0 >120 [3048] ≤300 [7620] = +6 [152] / -0 >300 [7620] = +3% / -0%	APPROVALS DRAWN BY B. ZHANG	DATE 10/29/08		50 HIGH STREET NORTH ANDOVER, MA 01845
	CHECKED BY F. MAO	10/29/08		CATEGORY AUDIO/VIDEO
ALL OTHER DIMENSIONAL TOLERANCES: .X = ±.2 [5.08] .XX = ±.02 [1.51] .XXX = ±.005 [1.13]	APPROVED BY T. LU	10/29/08	PRODUCT DESCRIPTION DVI CBL DVI-A M/HD15M W/FER	
PROJECTION 	CONFIGURATION DETAILS OF UNDIMENSIONED FEATURES MAY VARY	COLOR VARIATIONS MAY OCCUR	SIZE A	FSCM NO. 43321
	REF		DWG. NO. CTLDVI-HD-MM	REV. L
			SCALE: NONE	CAD FILE: CTLDVI-HD-MM.SLDDRW
				SHEET 1 OF 1