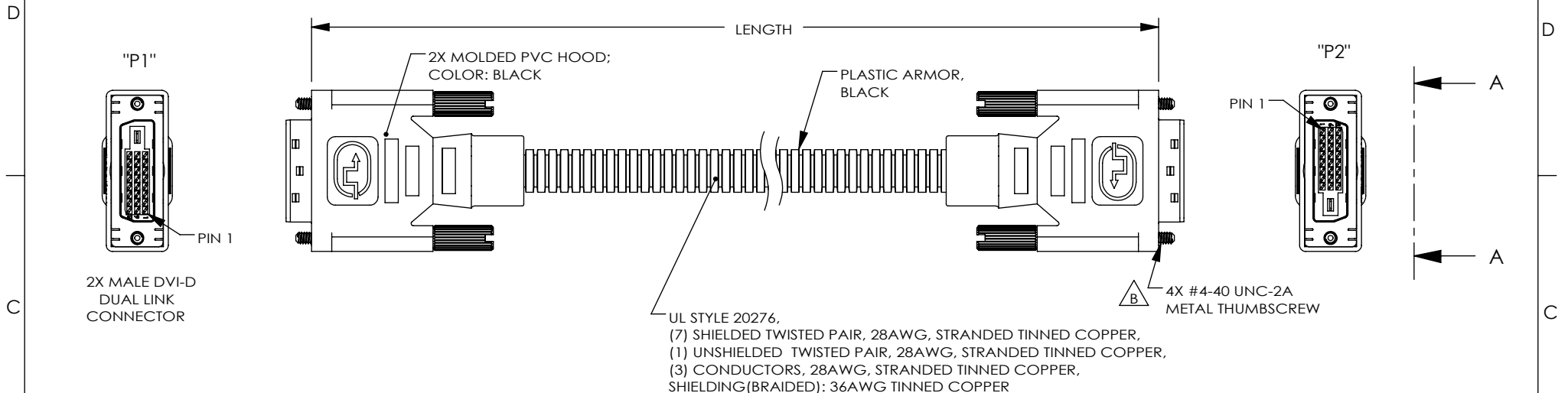
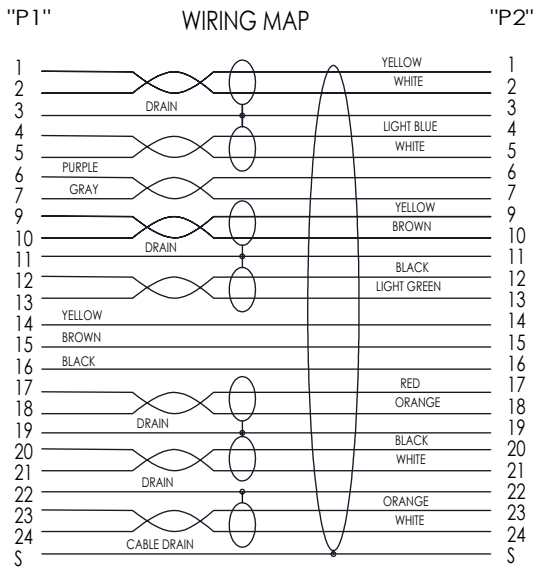


THE INFORMATION CONTAINED IN THIS DRAWING IS THE SOLE PROPERTY OF L-COM, INC. ANY REPRODUCTION IN PART OR WHOLE WITHOUT THE WRITTEN PERMISSION OF L-COM, INC. IS PROHIBITED.

REVISIONS			
REV	DESCRIPTION	DATE	APPROVED
A	INITIAL RELEASE	7/20/11	D.GRIFFIN
B	ECN8182; UPDT DWG FROM MOLDED THUMBSCREW TO METAL THUMBSCREW	11/28/2013	B.ZHANG

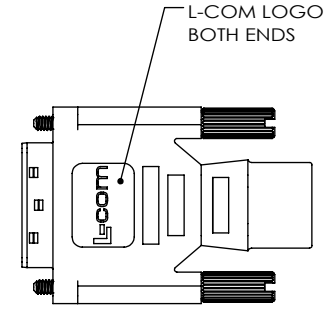


UL STYLE 20276,
 (7) SHIELDED TWISTED PAIR, 28AWG, STRANDED TINNED COPPER,
 (1) UNSHIELDED TWISTED PAIR, 28AWG, STRANDED TINNED COPPER,
 (3) CONDUCTORS, 28AWG, STRANDED TINNED COPPER,
 SHIELDING (BRAIDED): 36AWG TINNED COPPER
 SHIELDING: ALUMINUM/POLYESTER
 OUTER JACKET: PVC; GRAY COLOR (PANTONE 424C)
 (CABLE NOT SHOWN)



PIN 8: NO CONNECTION

P/N	LENGTH	
	FEET	METERS
CTLDVIPL-3	3.0	[.91]
CTLDVIPL-5	5.0	[1.52]
CTLDVIPL-10	10.0	[3.05]
CTLDVIPL-15	15.0	[4.57]



- NOTES:**
- CABLE ASSEMBLY SHALL BE TESTED FOR CONTINUITY.
 - CABLE ASSEMBLY SHALL BE INDIVIDUALLY PACKAGED IN ACCORDANCE WITH L-COM SPECIFICATION PS-0031.
 - DUST COVERS INSTALLED FOR SHIPPING (NOT SHOWN).

REGULATORY COMPLIANCE:
 CE2011/65/EU (RoHS DIRECTIVE)

UNLESS OTHERWISE SPECIFIED, DIMENSIONS ARE IN INCHES [mm] OVERALL CABLE LENGTH TOLERANCE: ≤ 12 [305] = +1 [25] / -0 >12 [305] ≤ 60 [1524] = +2 [51] / -0 >60 [1524] ≤ 120 [3048] = +4 [102] / -0 >120 [3048] ≤ 300 [7620] = +6 [152] / -0 >300 [7620] = +5% / -0% ALL OTHER DIMENSIONAL TOLERANCES: .X = ±.2 [5.08] .XX = ±.02 [51] .XXX = ±.005 [13]	APPROVALS DRAWN BY D.FRISIELLO CHECKED BY R.SCOTT APPROVED BY P.McNEIL	DATE 7/15/11 7/15/11 7/15/11	Global Connectivity 45 BEECHWOOD DRIVE NORTH ANDOVER, MA 01845	
	CONFIGURATION DETAILS OF UNDIMENSIONED FEATURES MAY VARY		CATEGORY AUDIO/VIDEO	
	PROJECTION 	COLOR VARIATIONS MAY OCCUR	PRODUCT DESCRIPTION CA DVI-D DL M/M PL ARM	REF
	SIZE A	FSCM NO. 43321	DWG. NO. CTLDVIPL	REV. B

SCALE: NONE CAD FILE: CTLDVIPL.SLDDRW SHEET 1 OF 1