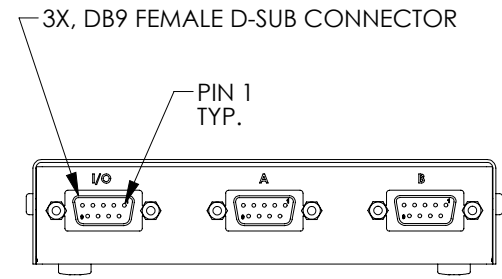

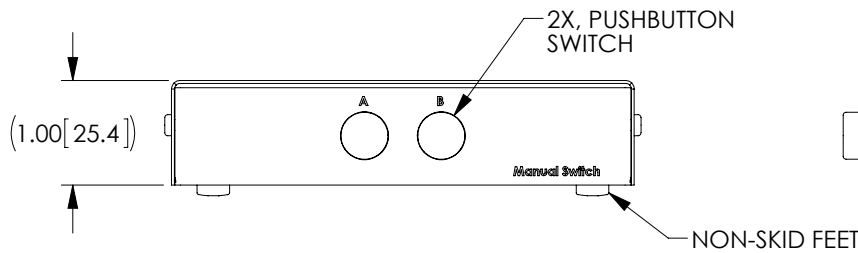
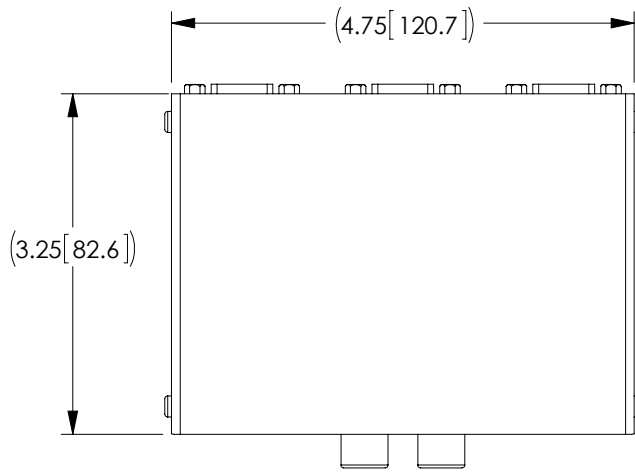


THE INFORMATION CONTAINED IN THIS DRAWING IS THE SOLE PROPERTY OF L-COM, INC. ANY REPRODUCTION IN PART OR WHOLE WITHOUT THE WRITTEN PERMISSION OF L-COM, INC. IS PROHIBITED.

REVISIONS			
REV	DESCRIPTION	DATE	APPROVED
A	INITIAL RELEASE	9/21/12	D.GRIFFIN

D  
C  
B  
A

D  
C  
B  
A



**NOTES:**

**MATERIAL:**

HOUSING: COLD ROLLED STEEL  
 D-SUB CONNECTOR SHELL: STEEL  
 INSULATOR: THERMOPLASTIC, UL94V-0 RATED  
 NON-SKID FEET: RUBBER  
 HARDWARE: BRASS OR STEEL

**FINISH:**

HOUSING: BEIGE  
 D-SUB CONNECTOR SHELL: TIN PLATED  
 D-SUB CONTACTS: GOLD PLATED

**PACKAGING:**

COMPONENT SHALL BE PACKAGED IN ACCORDANCE WITH L-COM SPECIFICATION PS-0031.

DRAWING IS PICTORIAL REPRESENTATION ONLY.

ALL DIMENSIONS ARE FOR REFERENCE ONLY.

UNLESS OTHERWISE SPECIFIED, DIMENSIONS ARE IN INCHES [mm] OVERALL CABLE LENGTH TOLERANCE: ≤12 [305] = +1 [25] / -0 >12 [305] ≤60 [1524] = +2 [51] / -0 >60 [1524] ≤120 [3048] = +4 [102] / -0 >120 [3048] ≤300 [7620] = +6 [152] / -0 >300 [7620] = +3% / -0% ALL OTHER DIMENSIONAL TOLERANCES: .X = ±.2 .XX = ±.02 .XXX = ±.005	APPROVALS DRAWN BY D.FRISIELLO	DATE 9/19/12		45 BEECHWOOD DRIVE NORTH ANDOVER, MA 01845		
	CHECKED BY D.DESJARDIN	9/19/12		CATEGORY <b>DATA CABLING</b>		
PROJECTION 	CONFIGURATION DETAILS OF UNDIMENSIONED FEATURES MAY VARY	PRODUCT DESCRIPTION <b>2-WAY SWITCH BOX</b>	SIZE <b>A</b>	FSCM NO. <b>43321</b>	DWG. NO. <b>D8-4803</b>	REV. <b>A</b>
COLOR VARIATIONS MAY OCCUR			SCALE: NONE	CAD FILE: D8-4803.SLDDRW	SHEET 1 OF 1	

8 7 6 5 4 3 2 1