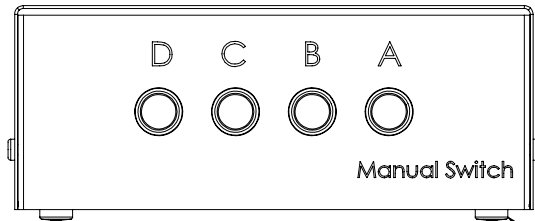
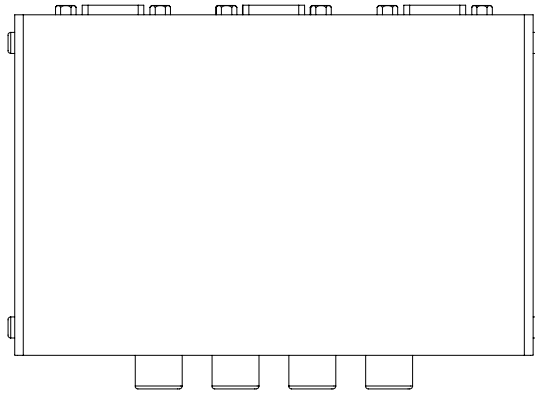



THE INFORMATION CONTAINED IN THIS DRAWING IS THE SOLE PROPERTY OF L-COM, INC. ANY REPRODUCTION IN PART OR WHOLE WITHOUT THE WRITTEN PERMISSION OF L-COM, INC. IS PROHIBITED.

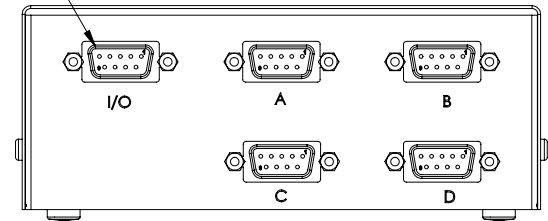
REVISIONS			
REV	DESCRIPTION	DATE	APPROVED
A	APPROVED FOR PRODUCTION	02/27/07	D.PARHAM
B	ECN5571: SWITCH WAS ROTARY. ADDED PACKING & PICTORIAL NOTE.	06/30/11	DFP
C	ECN6211: ADDED SLECTOR SWITCH NOTE	06/12/12	DFP



SEE NOTES



5X 9 CONTACT FEMALE D-SUB CONNECTOR



NON-SKID FEET

**NOTES:**

**MATERIAL:**

HOUSING: COLD ROLLED STEEL  
 D-SUB CONNECTOR SHELL: STEEL  
 INSULATOR: THERMOPLASTIC, UL94V-0 RATED  
 NON-SKID FEET: RUBBER  
 HARDWARE: BRASS OR STEEL



SWITCH MAY COME WITH PUSHBUTTON OR ROTARY SELECTOR

**FINISH:**

HOUSING: BEIGE  
 D-SUB CONNECTOR SHELL: TIN PLATED  
 D-SUB CONTACTS: GOLD PLATED

**PACKAGING:**

PACKAGE IN ACCORDANCE WITH L-COM SPECIFICATION PS-0031

DRAWING IS PICTORIAL REPRESENTATION ONLY

UNLESS OTHERWISE SPECIFIED, DIMENSIONS ARE IN INCHES [mm] OVERALL CABLE LENGTH TOLERANCE: $\leq 12$ [305] = +1 [25] / -0 $> 12$ [305] $\leq 60$ [1524] = +2 [51] / -0 $> 60$ [1524] $\leq 120$ [3048] = +4 [102] / -0 $> 120$ [3048] $\leq 300$ [7620] = +6 [152] / -0 $> 300$ [7620] = +3% / -0% ALL OTHER DIMENSIONAL TOLERANCES: .X = ± .2 .XX = ± .02 .XXX = ± .005	APPROVALS DRAWN BY D.PARHAM CHECKED BY J.KIEZULAS APPROVED BY C.McCORMICK	DATE 02/27/2007 02/27/2007 02/27/2007	45 BEECHWOOD DRIVE NORTH ANDOVER, MA 01845
	CONFIGURATION DETAILS OF UNDIMENSIONED FEATURES MAY VARY		
PROJECTION 	COLOR VARIATIONS MAY OCCUR	SIZE <b>A</b>	FSCM NO. <b>43321</b>
		DWG. NO. <b>D8-4808</b>	REV. <b>C</b>
		SCALE: NONE	CAD FILE: D8-4808.SLDDRW
		SHEET 1 OF 1	