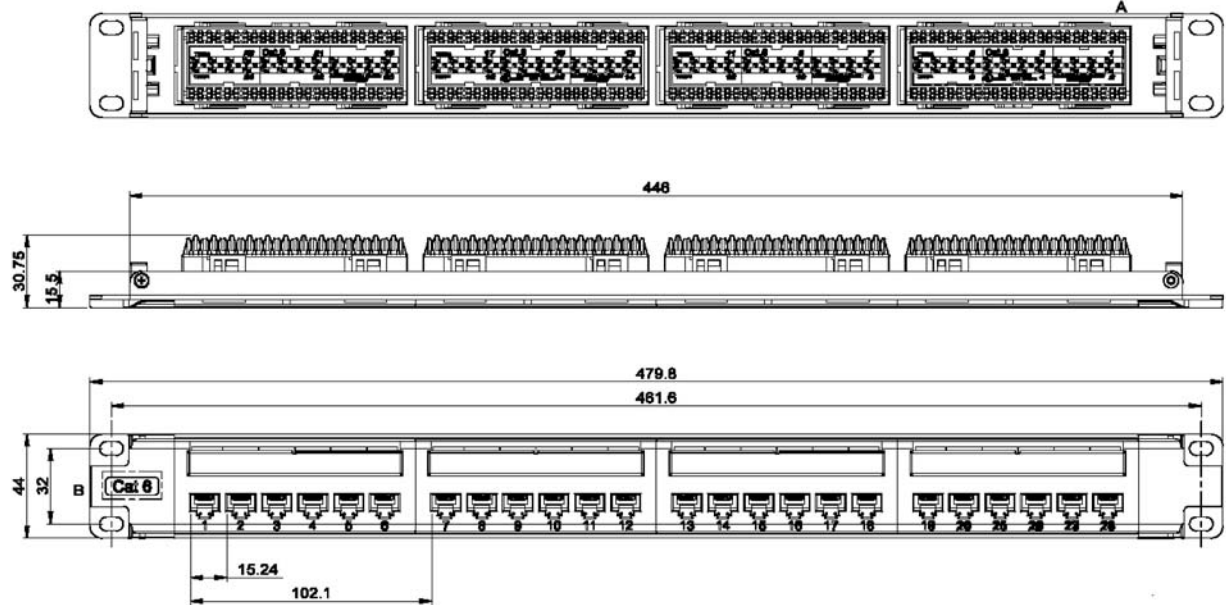


THE INFORMATION CONTAINED IN THIS DRAWING IS THE SOLE PROPERTY OF L-COM, INC. ANY REPRODUCTIONS IN PART OR WHOLE WITHOUT THE WRITTEN PERMISSION OF L-COM, INC. IS PROHIBITED.

REVISIONS			
REV	DESCRIPTION	DATE	CHANGED BY
A	INITIAL RELEASE	2/6/18	D.FRISIELLO



NOTES:
 PANEL: SECC
 PLASTIC FRAME: ABS, UL94V-0.
 CONTACT HOLDER: PC, UL94V-0.
 JACK CONTACTS: PHOSPHOR BRONZE WITH 50 μ IN GOLD PLATING.
 IDC PLASTIC: PC, UL94V-0
 IDC TERMINALS: PHOSPHOR BRONZE, TIN OVER NICKEL PLATE.

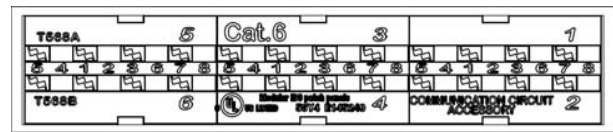
PHYSICAL CHARACTERISTICS:
 INSERTION LIFE: 750 MATING CYCLES WITH FCC COMPLIANT RJ45 PLUG.
 CONTACT FORCE: 100 GRAMS WITH FCC COMPLIANT RJ45 PLUG.
 PLUG RETENTION FORCE: 11LBF MIN.
 DURABILITY: 200 TERMINATION CYCLES.
 CONTACT COMPATIBILITY: 22 TO 24 AWG SOLID WIRE
 OPERATING TEMPERATURE RANGE: -10°C TO 60°C.

ELECTRICAL:
 INSULATION RESISTANCE: ≥ 500M Ω
 DIELECTRIC WITHSTANDING VOLTAGE: 1000 V AC
 DC CURRENT RATING: 1.5 AMPS
 DC RESISTANCE: 0.1 Ω
 CONTACT RESISTANCE: 20m Ω

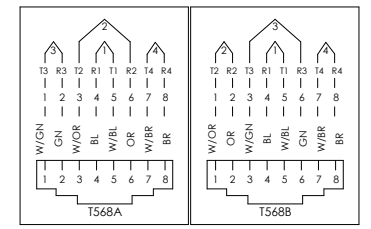
WILL NOT SUPPORT CHANNEL SHORTER THAN 15M.
 ALL DIMENSIONS ARE IN MILLIMETERS, UNLESS OTHERWISE SPECIFIED.
 CABLE MANAGEMENT BAR IS INCLUDED. (NOT SHOWN)
 COMPONENT SHALL BE INDIVIDUALLY PACKAGED IN ACCORDANCE WITH L-COM SPECIFICATION PS-0014.

REGULATORY COMPLIANCE:
 CE2011/65/EU (RoHS DIRECTIVE)

ACCORDING TO: ANSI/TIA-568-C.2
 ISO/IEC 11801 2nd EDITION
 IEC 60603-7
 IEEE 802.3at POWER OVER ETHERNET PLUS (PoE+) APPLICATION
 IEC 60512-99-001 MATING AND UN-MATING CONNECTORS UNDER ELECTRICAL LOAD.



SECTION A



UNLESS OTHERWISE SPECIFIED, DIMENSIONS ARE IN INCHES (mm)
 OVERALL CABLE LENGTH TOLERANCE:
 ≤12 (305) ≤60 (1524) = +2(51) / -0
 >12 (305) ≤120 (3048) = +4 (102) / -0
 >120 (3048) ≤300 (7620) = +6 (152) / -0
 >300 (7620) = +8 (203) / -0
 ALL OTHER DIMENSIONAL TOLERANCES:
 X = ±2 (5.08)
 XX = ±0.2 (5.1)
 XXX = ±.005 (1.3)
 PROJECTION

APPROVALS	DATE
D.FRISIELLO	2/5/18
M.MARTINEZ	2/6/18
M.MARTINEZ	2/6/18

L-com Global Connectivity 50 HIGH STREET NORTH ANDOVER, MA 01845

CATEGORY: **RACK/ENCLOSURES**

PRODUCT DESCRIPTION: **C6 UTP PoE+ Patch Panel w/CM**

SIZE: B	FSCM NO.: 43321	DWG. NO.: DCP110POE+C6-24	REV.: A
----------------	------------------------	----------------------------------	----------------

SCALE: 1:1 CAD FILE: DCP110POE+C6-243LDDRW SHEET 1 OF 1