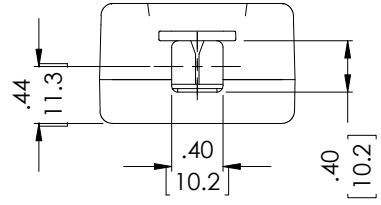
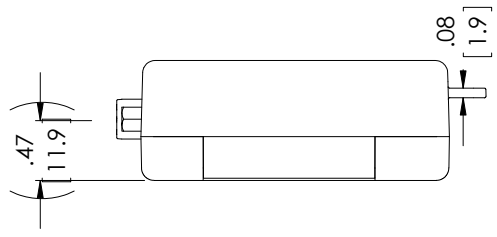
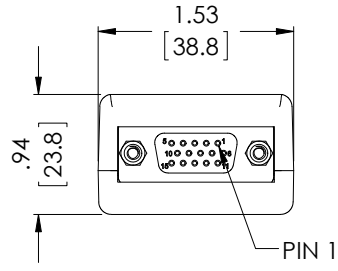
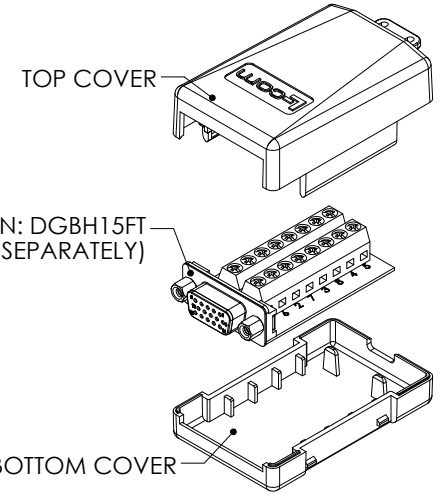
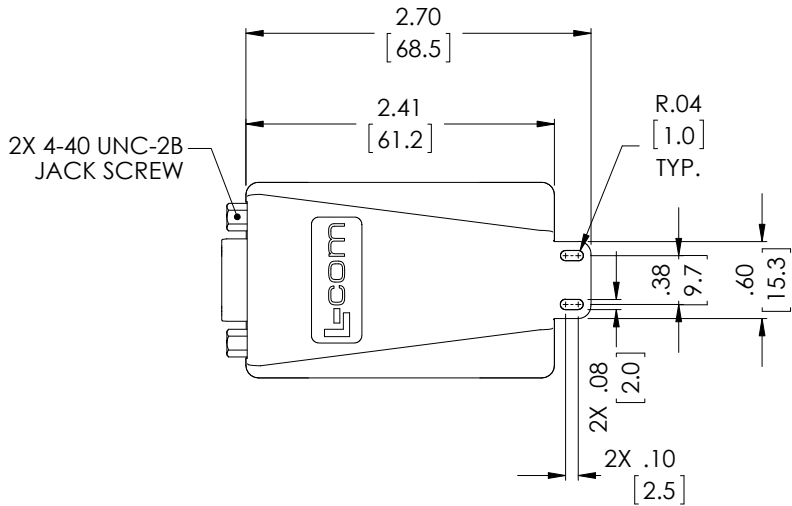


THE INFORMATION CONTAINED IN THIS DRAWING IS THE SOLE PROPERTY OF L-COM, INC. ANY REPRODUCTION IN PART OR WHOLE WITHOUT THE WRITTEN PERMISSION OF L-COM, INC. IS PROHIBITED.

REVISIONS			
REV	DESCRIPTION	DATE	APPROVED
A	INITIAL RELEASE	8/31/15	D.GRIFFIN



**NOTES:**

1. MATERIAL: ABS, BLACK, UL94V-0
2. WORKS WITH HD15 FEMALE CONNECTOR FOR FIELD TERMINATION L-COM PN: DGBH15FT (SOLD SEPARATELY).
3. TIE WRAP FOR CABLE INCLUDED.
4. COVER SHALL BE INDIVIDUALLY PACKAGED UNASSEMBLED IN ACCORDANCE WITH L-COM SPECIFICATION PS-0031.

**REGULATORY COMPLIANCE:**  
CE2011/65/EU(RoHS DIRECTIVE)

UNLESS OTHERWISE SPECIFIED, DIMENSIONS ARE IN INCHES [mm] OVERALL CABLE LENGTH TOLERANCE: ≤12 [305] = +1 [25] / -0 >12 [305] ≤60 [1524] = +2 [51] / -0 >60 [1524] ≤120 [3048] = +4 [102] / -0 >120 [3048] ≤300 [7620] = +6 [152] / -0 >300 [7620] = +5% / -0% ALL OTHER DIMENSIONAL TOLERANCES: .X = ± .2 [5.08] .XX = ± .02 [5.1] .XXX = ±.005 [1.3]	APPROVALS D. DESJARDIN CHECKED BY D. FRISIELLO APPROVED BY S. SMITH	DATE 6/8/15 6/8/15 8/28/15	45 BEECHWOOD DRIVE NORTH ANDOVER, MA 01845	CATEGORY <b>D-SUBMINIATURE</b>	
	CONFIGURATION DETAILS OF UNDIMENSIONED FEATURES MAY VARY	PRODUCT DESCRIPTION <b>COVER FOR DGBH15FT</b>			
PROJECTION 	COLOR VARIATIONS MAY OCCUR	SIZE <b>A</b>	FSCM NO. <b>43321</b>	DWG. NO. <b>DGBH15FT-CVR</b>	REV. <b>A</b>
SCALE: NONE		CAD FILE: DGBH15FT-CVR.SLDDRW		SHEET 1 OF 1	