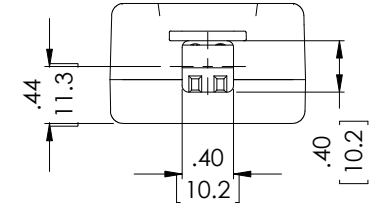
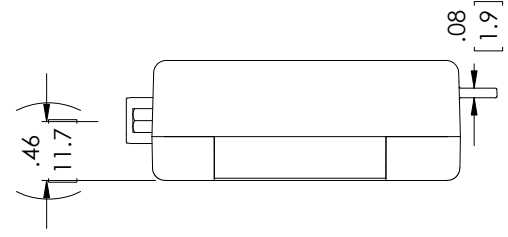
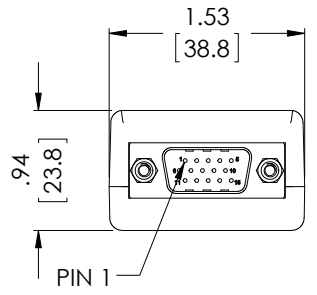
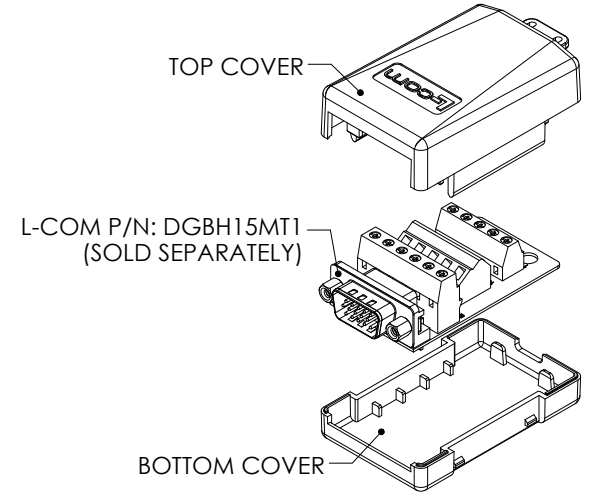
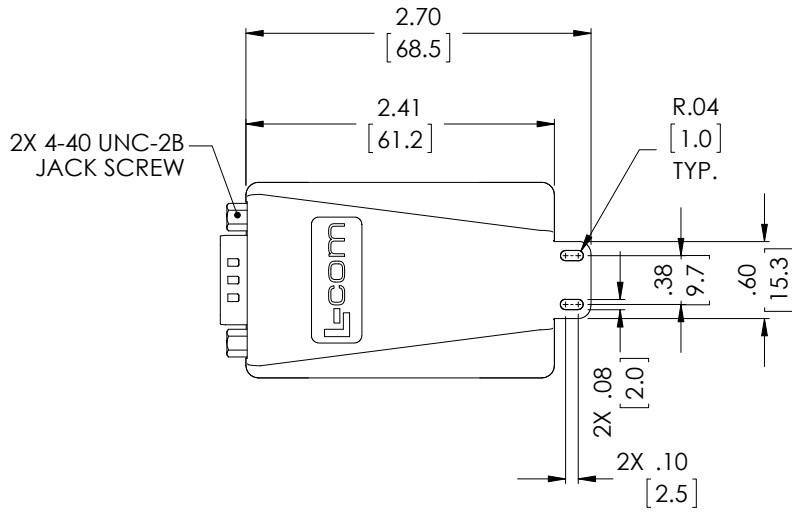


THE INFORMATION CONTAINED IN THIS DRAWING IS THE SOLE PROPERTY OF L-COM, INC. ANY REPRODUCTION IN PART OR WHOLE WITHOUT THE WRITTEN PERMISSION OF L-COM, INC. IS PROHIBITED.

REVISIONS			
REV	DESCRIPTION	DATE	APPROVED
A	INITIAL RELEASE	8/31/15	D.GRIFFIN



NOTES:

1. MATERIAL: ABS, BLACK, UL94V-0
2. WORKS WITH HD15 MALE CONNECTOR FOR FIELD TERMINATION L-COM PN: DGBH15MT1 (SOLD SEPARATELY).
3. TIE WRAP FOR CABLE INCLUDED.
4. COVER SHALL BE INDIVIDUALLY PACKAGED UNASSEMBLED IN ACCORDANCE WITH L-COM SPECIFICATION PS-0031.

REGULATORY COMPLIANCE:
CE2011/65/EU(RoHS DIRECTIVE)

UNLESS OTHERWISE SPECIFIED, DIMENSIONS ARE IN INCHES [mm] OVERALL CABLE LENGTH TOLERANCE: ≤12 [305] = +1 [25] / -0 >12 [305] ≤60 [1524] = +2 [51] / -0 >60 [1524] ≤120 [3048] = +4 [102] / -0 >120 [3048] ≤300 [7620] = +6 [152] / -0 >300 [7620] = +5% / -0%	APPROVALS	DATE		45 BEECHWOOD DRIVE NORTH ANDOVER, MA 01845
	DRAWN BY D. DESJARDIN	6/8/15		CATEGORY
ALL OTHER DIMENSIONAL TOLERANCES: .X = ± .2 [5.08] .XX = ± .02 [1.51] .XXX = ± .005 [1.13]	CHECKED BY D. FRISIELLO	6/8/15	PRODUCT DESCRIPTION	
PROJECTION	APPROVED BY S. SMITH	8/31/15	COVER FOR DGBH15MT1	
	CONFIGURATION DETAILS OF UNDIMENSIONED FEATURES MAY VARY	COLOR VARIATIONS MAY OCCUR	SIZE A	FSCM NO. 43321
			DWG. NO. DGBH15MT1-CVR	REV. A
			SCALE: NONE	CAD FILE: DGBH15MT1-CVR.SLDDRW
				SHEET 1 OF 1