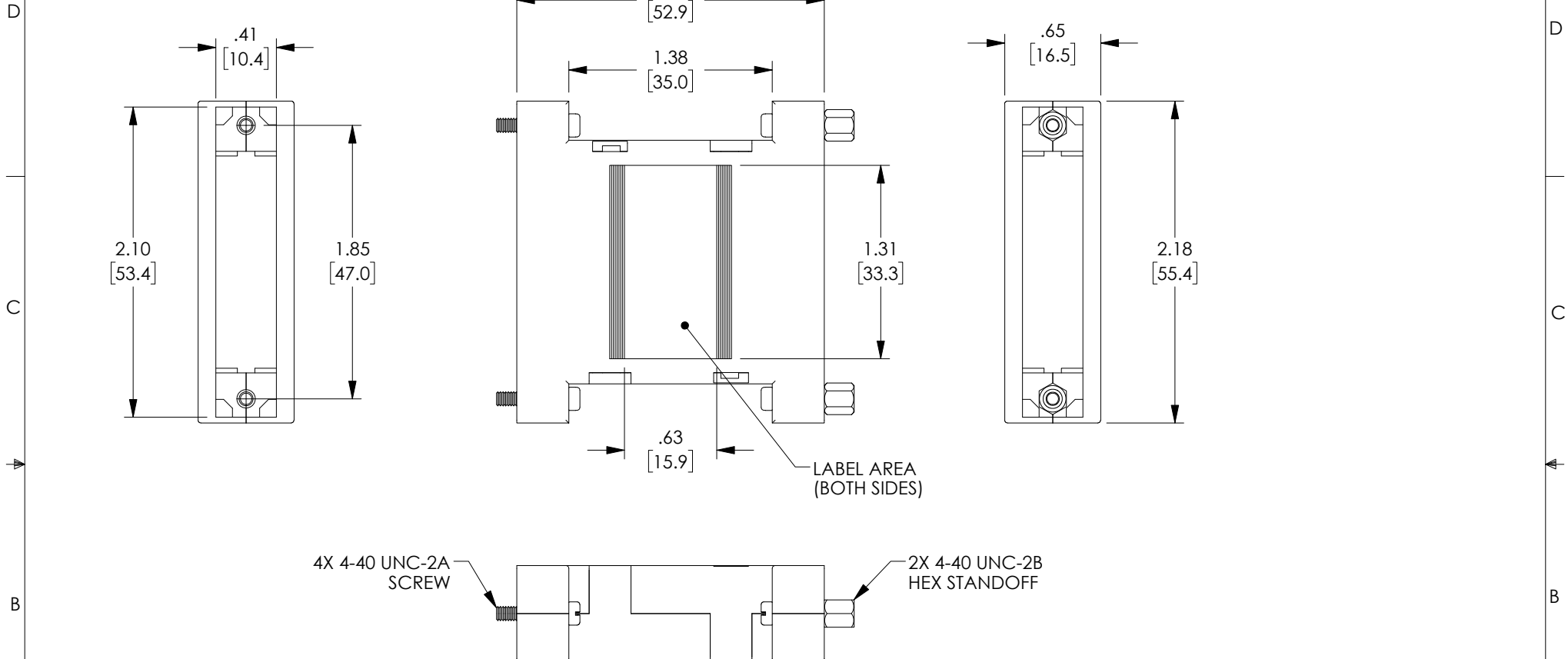



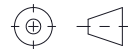
THE INFORMATION CONTAINED IN THIS DRAWING IS THE SOLE PROPERTY OF L-COM, INC. ANY REPRODUCTION IN PART OR WHOLE WITHOUT THE WRITTEN PERMISSION OF L-COM, INC. IS PROHIBITED.

REVISIONS			
REV	DESCRIPTION	DATE	APPROVED
A	DRAWING REPLACES DHP25B-OD1	09/25/2014	D.GRIFFIN
B	ECN 10590: REVISED 3D MODEL AND DRAWING	08/12/2020	BGATES



NOTES:

- ENCLOSURE IS ABS PLASTIC, COLOR: BLACK
- COVER HALVES SNAP TOGETHER TO RETAIN CONNECTORS AND CAPTIVE HARDWARE.
- HOUSING ACCEPTS STANDARD 25 POSITION D-SUB OR 44 POSITION, HIGH DENSITY CONNECTORS (NOT SUPPLIED).
- ALL DIMENSIONS ARE FOR REFERENCE ONLY.
- COMPONENT ASSEMBLY IS SHIPPED UN-ASSEMBLED.
- CONNECTORS AND JUMPER WIRES ARE SUPPLIED SEPARATELY.
- COMPONENT ASSEMBLY SHALL BE INDIVIDUALLY PACKAGED IN ACCORDANCE WITH L-COM SPECIFICATION PS-0031

UNLESS OTHERWISE SPECIFIED, DIMENSIONS ARE IN INCHES [mm] OVERALL CABLE LENGTH TOLERANCE: ≤12 [305] = +1 [25] / -0 >12 [305] ≤60 [1524] = +2 [51] / -0 >60 [1524] ≤120 [3048] = +4 [102] / -0 >120 [3048] ≤300 [7620] = +6 [152] / -0 >300 [7620] = +5% / -0 ALL OTHER DIMENSIONAL TOLERANCES: .X = ± .2 [5] FRACTIONS ± 1/32 .XX = ± .02 [.5] ANGLES ± 1° .XXX = ± .005 [.13]	APPROVALS	DATE	 50 High Street, West Mill, North Andover, MA 01845 USA. Phone: 1.800.341.5266 1.978.682.6936
	DRAWN BY D.PARHAM CHECKED BY C.MCCORMICK APPROVED BY R.CARRICK	06/02/2003 06/02/2003 06/02/2003	
THIRD-ANGLE PROJECTION 	CONFIGURATION DETAILS OF UNDIMENSIONED FEATURES MAY VARY COLOR VARIATIONS MAY OCCUR	PRODUCT DESCRIPTION ADPT, COVER DB25 BLK PLASTIC	SCALE: NONE CAD FILE: DHP25B.SLDDRW SHEET 1 OF 1
SIZE A	CAGE CODE 43321	ITEM NO. DHP25B	REV. B