THE INFORMATION CONTAINED IN THIS DRAWING IS THE SOLE PROPERTY OF L-COM, INC. ANY REPRODUCTIONS IN PART OR WHOLE WITHOUT THE WRITTEN PERMISSION OF L-COM, INC. IS PROHIBITED.

REVISIONS

REV	DESCRIPTION	DATE	CHANGED BY
A	DRAWING REPLACES DMA010MF-OD1	8/23/12	D.FRISIELLO

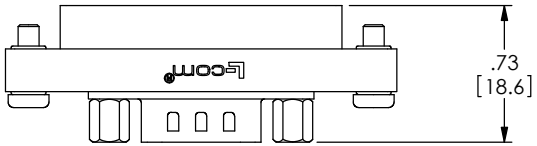

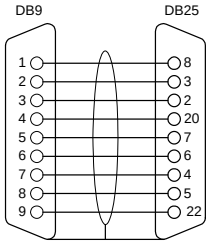

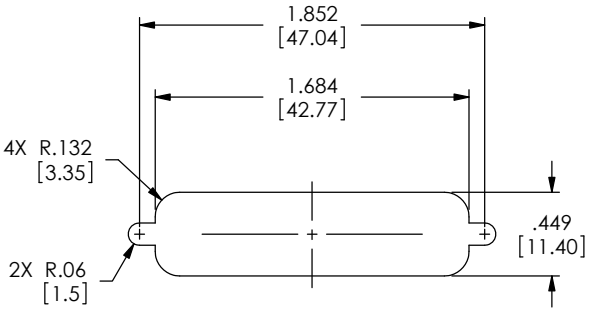

RECOMMENDED
PANEL OPENING

MAX PANEL THICKNESS: 0.06"

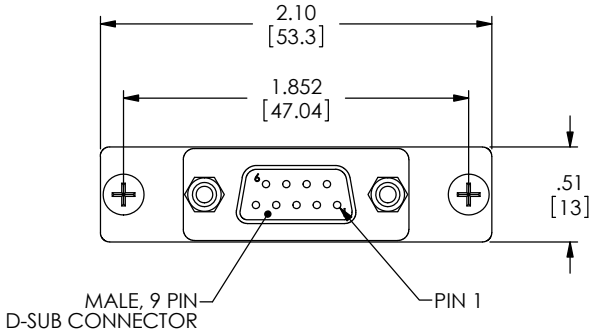

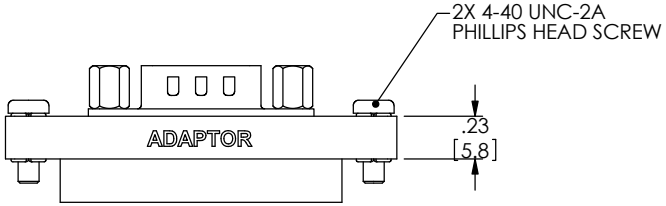

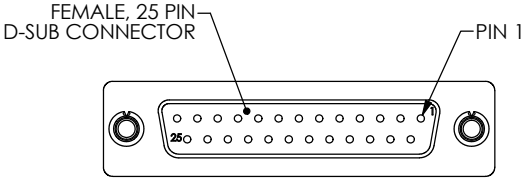

SPECIFICATIONS;

MATERIALS;
SHELL: COLD ROLLED STEEL
CONTACTS: BRASS
INSULATOR: PBT UL94-V0 RATED

FINISH;
SHELL: TIN PLATED
CONTACT: GOLD FLASH

MISCELLANEOUS:
COMPONENTS SHALL BE INDIVIDUALLY PACKAGED IN ACCORDANCE WITH L-COM SPECIFICATION PS-0031.

REGULATORY COMPLIANCE:
CE2011/65/EU(RoHS DIRECTIVE)

UNLESS OTHERWISE SPECIFIED,
DIMENSIONS ARE IN INCHES [mm]
OVERALL CABLE LENGTH TOLERANCE:
≤12 [305] = +1 [25] / -0
>12 [305] ≤60 [1524] = +2[51] / -0
>60 [1524] ≤120 [3048] = +4 [102] / -0
>120 [3048] ≤300 [7620] = +6 [152] / -0
>300 [7620] = +5% / -0%
ALL OTHER DIMENSIONAL TOLERANCES:
.X = ±.2 [5.08]
.XX = ±.02 [.51]
.XXX = ±.005 [.13]
PROJECTION

APPROVALS	DATE
DRAWN BY R.CARRICK	12/03/2001
CHECKED BY C.MCCORMICK	12/03/2001
APPROVED BY D.PARHAM	12/03/2001

CONFIGURATION DETAILS OF UNDIMENSIONED FEATURES MAY VARY

COLOR VARIATIONS MAY OCCUR

L-COM Global Connectivity
45 BEECHWOOD DRIVE
NORTH ANDOVER, MA
01845

CATEGORY: D-SUBMINIATURE

PRODUCT DESCRIPTION: SERIAL PORT ADAPTOR

SIZE	FSCM NO.	DWG. NO.	REV.
B	43321	DMA010MF	A

SCALE: 2:1 | CAD FILE: DMA010MF.SLDDRW | SHEET 1 OF 1