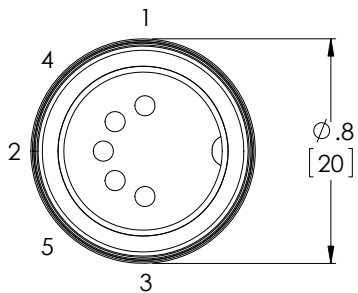
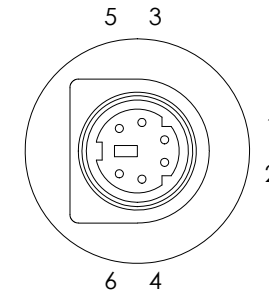
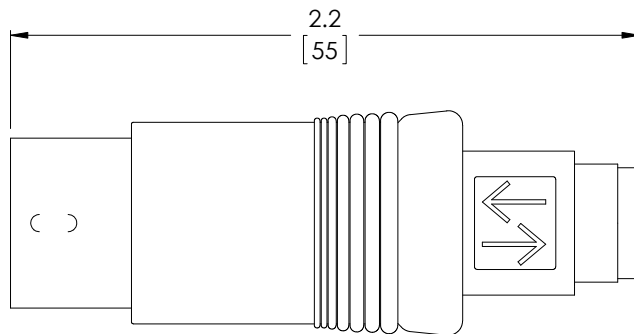


THE INFORMATION CONTAINED IN THIS DRAWING IS THE SOLE PROPERTY OF L-COM, INC. ANY REPRODUCTION IN PART OR WHOLE WITHOUT THE WRITTEN PERMISSION OF L-COM, INC. IS PROHIBITED.

REVISIONS			
REV	DESCRIPTION	DATE	APPROVED
A	DRAWING REPLACES DMB530R-OD1	9/30/14	D. DESJARDIN



"P1"
5 PIN DIN
PLUG



"J1"
6 CONTACT MINI DIN
RECEPTACLE

WIRING MAP	
"P1" DIN 5	"J1" MINI DIN 6
1	5
2	1
3	N/C
4	3
5	4
SHELL	SHELL

NOTES:

- HOUSING: PVC, BEIGE CONNECTORS
INSULATOR: THERMOPLASTIC, UL94V-0
CONTACTS: PHOSPHOR BRONZE
PLATING: TIN
- COMPONENT SHALL BE TESTED FOR CONTINUITY.
- COMPONENT SHALL BE INDIVIDUALLY PACKAGED IN ACCORDANCE WITH L-COM SPECIFICATION PS-0031.

REGULATORY COMPLIANCE:
CE2011/65/EU (RoHS DIRECTIVE)

UNLESS OTHERWISE SPECIFIED, DIMENSIONS ARE IN INCHES [mm] OVERALL CABLE LENGTH TOLERANCE: ≤ 12 [305] = +1 [25] / -0 >12 [305] ≤ 60 [1524] = +2 [51] / -0 >60 [1524] ≤ 120 [3048] = +4 [102] / -0 >120 [3048] ≤ 300 [7620] = +6 [152] / -0 >300 [7620] = +5% / -0% ALL OTHER DIMENSIONAL TOLERANCES: .X = ± .2 [5.08] .XX = ± .02 [1.51] .XXX = ± .005 [1.13]	APPROVALS	DATE		45 BEECHWOOD DRIVE NORTH ANDOVER, MA 01845	
	DRAWN BY D. PARHAM	11/15/01			CATEGORY
	CHECKED BY T. CLARK	11/16/01	PRODUCT DESCRIPTION	D-SUBMINIATURE ADAPTOR, MINI-DIN-6F/DIN-5M	
	APPROVED BY R. CARRICK	11/19/01	SCALE: NONE		
PROJECTION 	COLOR VARIATIONS MAY OCCUR	CAD FILE: DMB530R.SLDDRW	REV. A	SHEET 1 OF 1	