

6

5

4

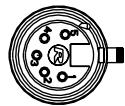
3

2

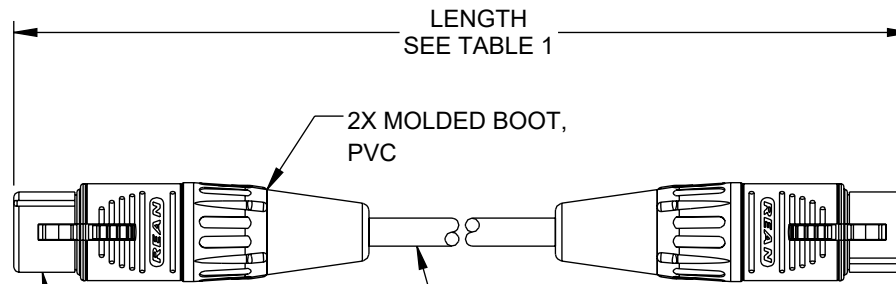
1

REVISION

ZONE	REV	DESCRIPTION	DATE	CHANGED BY	APPROVED
	B	ECO-13988	11/11/2024	KGLEBOVA	DGUST



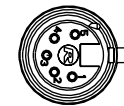
"P1"



2X XLR FEMALE, 5-PIN
SHIELDED CONNECTOR
NICKEL PLATING

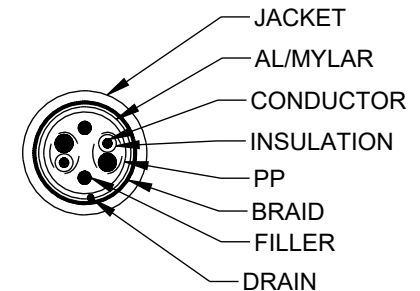
2X MOLDED BOOT,
PVC

CABLE
SEE NOTE 1
MARKING: AES/EBU DIGITAL AUDIO DMX CABLE
110 OMH AWG24 X 2 PAIR OFC



"P2"

P1	WIRING MAP	P2
1		1 DRAIN
SHELL		SHELL
2		2 WT
3		3 OR
4		4 WT
5		5 BL



NOTES:

- CABLE: 2P*24AWG(7/0.20±0.008mm)TOFC+FILLER+PP+AL/MYLAR+DRAIN (7/0.20TPFC)+ BRAID(16*10/0.12TOFC), JACKET: HIGH-FLEX PVC, OD: .354±.008 [9.0±0.2].
- CONTACT MATERIAL P1, P2: COOPER ALLOY, SILVER PLATING.
- IMPEDENCE: 110 OHMS.
- INSTALLATION TEMPERATURE RANGE: 0°C TO ~50 °C.
- OPERATION TEMPERATURE RANGE: -20°C TO ~60 °C.
- VOLTAGE RATING: 30V.
- ELECTRICAL TEST: 100% OPEN AND SHORT TEST.
- CABLE ASSEMBLY SHALL BE TESTED FOR CONTINUITY.
- CABLE ASSEMBLY SHALL BE INDIVIDUALLY PACKAGED.

REGULATORY COMPLIANCE:
EU ROHS DIRECTIVE (MOST RECENT RELEASED VERSION).

THE INFORMATION CONTAINED IN THIS DRAWING IS THE SOLE PROPERTY OF INFINITE ELECTRONICS, INC. ANY REPRODUCTION IN PART OR WHOLE WITHOUT THE WRITTEN PERMISSION OF INFINITE ELECTRONICS, INC. IS PROHIBITED. THESE COMMODITIES, TECHNOLOGY OR SOFTWARE WERE EXPORTED FROM THE UNITED STATES IN ACCORDANCE WITH THE EXPORT ADMINISTRATION REGULATIONS. DIVERSION CONTRARY TO U.S. LAW PROHIBITED.

6

5

4

3

2

1

TABLE 1

ITEM NO	LENGTH	
	METERS [mm]	FEET [IN]
DMX512FF-BLK-10	0.305 [+45/-15]	1 [+1.77/-0.59]
DMX512FF-BLK-15	4.57 [+45/-30]	15 [+1.77/-1.18]
DMX512FF-BLK-50	15.24 [±80]	50 [±3.15]

UNLESS OTHERWISE SPECIFIED
LEADING DIMENSIONS ARE INCHES
DIMENSIONS IN [] ARE MILLIMETERS

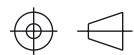
TOLERANCES:
X = ±.2 [5] FRACTIONS
.XX = ±.02 [0.5] ± 1/32
.XXX = ±.005 [0.13] ANGLES ± 1°

CABLE LENGTH TOLERANCES:
≤12 [305] = +1 [25] / -0
>12 [305] ≤ 60 [1524] = +2 [51] / -0
>60 [1524] ≤ 120 [3048] = +4 [102] / -0
>120 [3048] ≤ 300 [7620] = +6 [152] / -0
>300 [7620] = +5% / -0

ALL DIMENSIONS ARE FOR REFERENCE ONLY
AND SUBJECT TO CHANGE WITHOUT NOTICE.
UN-DIMENSIONED/NON-CRITICAL FEATURES
MAY VARY IN SIZE AND LOCATION
COLORS MAY VARY

L-com
an INFINIT® brand

Website: www.L-com.com
Phone: 1.800.341.5266 | 1.978.682.6936



INTERPRET ALL DIMENSIONS AND
TOLERANCES PER ASME Y14.5

SCALE SHEET
NONE 1 OF 1

DESCRIPTION

DMX512 CA , 5P XLR F TO 5P XLR F, BLK

SIZE	CAGE CODE	DRAWN BY	ITEM NO.	REV
A	43321	KGLEBOVA	DMX512FF-BLK	B