

6

5

4

3

2

1

F

E

D

C

B

A

F

E

D

C

B

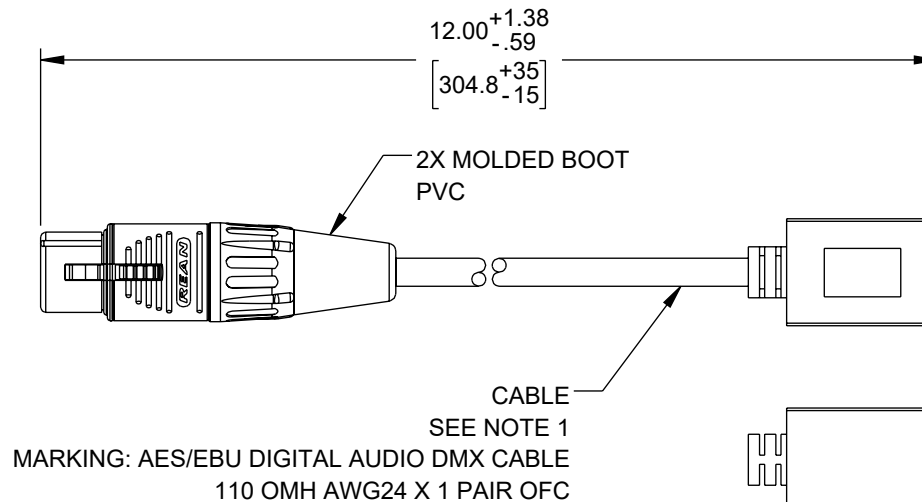
A

REVISION					
ZONE	REV	DESCRIPTION	DATE	CHANGED BY	APPROVED
	B	UPDATED PER ECO-13993	11/26/2024	HBAKKE	DGUST

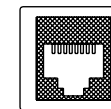


"P1"

XLR FEMALE, 3-PIN
SHIELDED CONNECTOR
NICKEL PLATING



1.....8



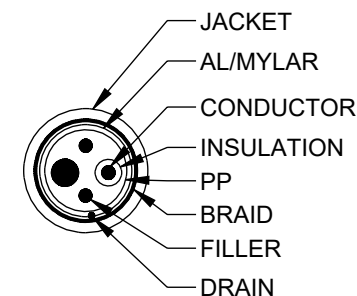
"P2"
RJ45 (8P8C) FEMALE
SHIELDED CONNECTOR
GOLD PLATING

NOTES:

- CABLE: 2C*24AWG(7/0.20±0.008 mm)TOFC+FILLER+PP+AL/MYLAR +DRAIN(7/0.20TPFC)+ BRAID(16*8/0.12TOFC)
JACKET: HIGH-FLEX PVC, OD: .264±.008 [6.7±0.20].
- CONTACT MATERIAL: P1: COOPER ALLOY, SILVER PLATING,
- P2: COOPER ALLOY, GOLD PLATING.
- IMPEDENCE: 110 OHMS.
- INSULATION TEMPERATURE RANGE: 0°C TO +~50°C.
- OPERATION TEMPERATURE RANGE: -20°C TO +~60°C.
- VOLTAGE RATING: 30V.
- ELECTRICAL TEST: 100% OPEN AND SHORT TEST.
- CABLE ASSEMBLY SHALL BE TESTED FOR CONTINUITY.
- CABLE ASSEMBLY SHALL BE INDIVIDUALLY PACKAGED.

REGULATORY COMPLIANCE:
EU ROHS DIRECTIVE (MOST RECENT RELEASED VERSION).

P1	WIRING MAP	P2
1		7 DRAIN
SHELL		8 DRAIN
2		2 WT
3		1 OR



THE INFORMATION CONTAINED IN THIS DRAWING IS THE SOLE PROPERTY OF INFINITE ELECTRONICS, INC. ANY REPRODUCTION IN PART OR WHOLE WITHOUT THE WRITTEN PERMISSION OF INFINITE ELECTRONICS, INC. IS PROHIBITED. THESE COMMODITIES, TECHNOLOGY OR SOFTWARE WERE EXPORTED FROM THE UNITED STATES IN ACCORDANCE WITH THE EXPORT ADMINISTRATION REGULATIONS. DIVERSION CONTRARY TO U.S. LAW PROHIBITED.

6

5

4

3

2

1

UNLESS OTHERWISE SPECIFIED LEADING DIMENSIONS ARE INCHES DIMENSIONS IN [] ARE MILLIMETERS	
TOLERANCES:	
X = ±.2 [5]	FRACTIONS ± 1/32
.XX = ±.02 [0.5]	ANGLES ± 1°
.XXX = ±.005 [0.13]	
CABLE LENGTH TOLERANCES:	
≤12 [305] = +1 [25] / -0	
>12 [305] ≤ 60 [1524] = +2 [51] / -0	
>60 [1524] ≤ 120 [3048] = +4 [102] / -0	
>120 [3048] ≤ 300 [7620] = +6 [152] / -0	
>300 [7620] = +5% / -0	
ALL DIMENSIONS ARE FOR REFERENCE ONLY AND SUBJECT TO CHANGE WITHOUT NOTICE. UN-DIMENSIONED/NON-CRITICAL FEATURES MAY VARY IN SIZE AND LOCATION COLORS MAY VARY	

L-com
an INFINIT® brand

Website: www.L-com.com
Phone: 1.800.341.5266 | 1.978.682.6936

INTERPRET ALL DIMENSIONS AND TOLERANCES PER ASME Y14.5	
SCALE NONE	SHEET 1 OF 1

DESCRIPTION				
DMX CA, 3P XLR F TO RJ45 F, BLK, 1FT				
SIZE	CAGE CODE	DRAWN BY	ITEM NO.	REV
A	43321	KGLEBOVA	DMXRJ02-ADP	B