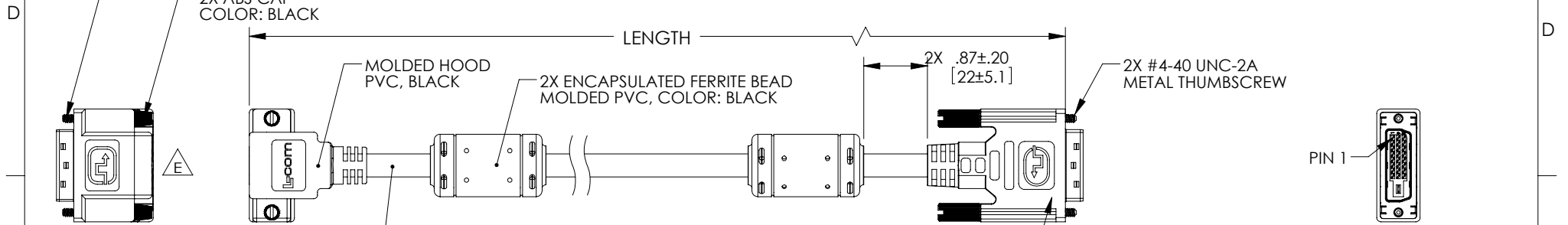


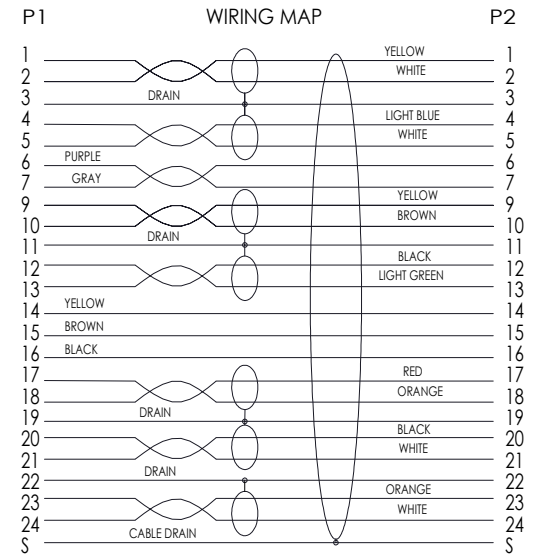
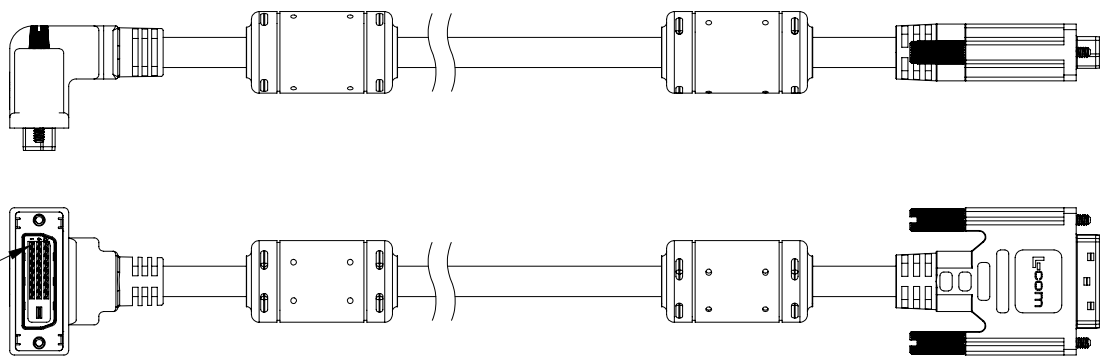
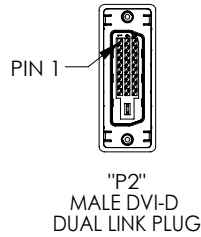
THE INFORMATION CONTAINED IN THIS DRAWING IS THE SOLE PROPERTY OF L-COM, INC. ANY REPRODUCTION IN PART OR WHOLE WITHOUT THE WRITTEN PERMISSION OF L-COM, INC. IS PROHIBITED.

REVISIONS			
REV	DESCRIPTION	DATE	APPROVED
E	ECN_8257; CHANGE DVI ICON TO THE RIGHT ORIENTATION	2/18/2016	B.ZHANG



"P1"
MALE DVI-D
DUAL LINK PLUG
RIGHT ANGLE
CONNECTOR

UL STYLE 20276,
(7) SHIELDED TWISTED PAIR, 28AWG, STRANDED TINNED COPPER,
(1) UNSHIELDED TWISTED PAIR, 28AWG, STRANDED TINNED COPPER,
(3) CONDUCTORS, 28AWG, STRANDED TINNED COPPER,
SHIELDING(BRAIDED): 36AWG TINNED COPPER
SHIELDING: ALUMINUM/POLYESTER
OUTER JACKET: PVC, BLACK



PIN 8: NO CONNECTION

PART NUMBER	LENGTH	
	FEET	METERS
DVIDD-RA-1	1.0	[.30]
DVIDD-RA-3	3.0	[.91]
DVIDD-RA-5	5.0	[1.52]
DVIDD-RA-10	10.0	[3.05]
DVIDD-RA-15	15.0	[4.57]

- NOTES:**
1. CABLE ASSEMBLY TO BE TESTED FOR CONTINUITY
 2. CABLE ASSEMBLY TO BE INDIVIDUALLY PACKAGED IN ACCORDANCE WITH L-COM SPEC. PS-0031.
 3. DUST COVERS INSTALLED FOR SHIPPING (NOT SHOWN).

REGULATORY COMPLIANCE:
CE2011/65/EU(RoHS DIRECTIVE)

UNLESS OTHERWISE SPECIFIED, DIMENSIONS ARE IN INCHES [mm] OVERALL CABLE LENGTH TOLERANCE: ≤12 [305] = +1 [25] / -0 >12 [305] ≤60 [1524] = +2 [51] / -0 >60 [1524] ≤120 [3048] = +4 [102] / -0 >120 [3048] ≤300 [7620] = +6 [152] / -0 >300 [7620] = +5% / -0%	APPROVALS	DATE		45 BEECHWOOD DRIVE NORTH ANDOVER, MA 01845
	DRAWN BY D. CASTRO	2/17/11		CATEGORY
ALL OTHER DIMENSIONAL TOLERANCES: .X = ±.2 [5.08] .XX = ±.02 [51] .XXX = ±.005 [13]	CHECKED BY D. PARHAM	2/22/11	PRODUCT DESCRIPTION	CBL DVI-D DL RA
PROJECTION	APPROVED BY P. MCNEIL	2/22/11	SIZE	FSCM NO.
	CONFIGURATION DETAILS OF UNDIMENSIONED FEATURES MAY VARY	COLOR VARIATIONS MAY OCCUR	A	43321
	REF	SCALE: NONE	DWG. NO.	DVIDD-RA
		CAD FILE: DVIDD-RA.SLDDRW	REV.	E
		SHEET 1 OF 1		