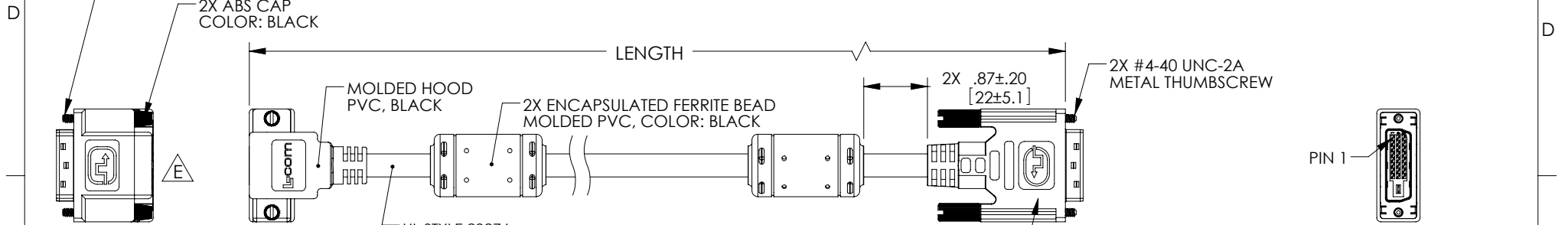


THE INFORMATION CONTAINED IN THIS DRAWING IS THE SOLE PROPERTY OF L-COM, INC. ANY REPRODUCTION IN PART OR WHOLE WITHOUT THE WRITTEN PERMISSION OF L-COM, INC. IS PROHIBITED.

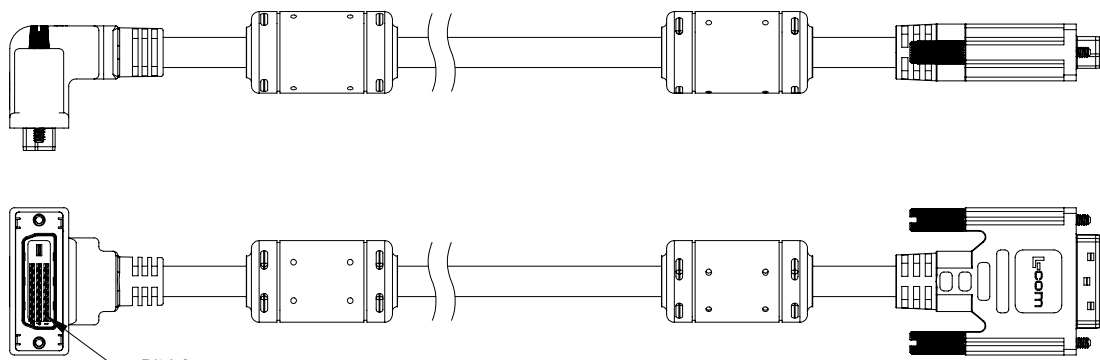
REVISIONS			
REV	DESCRIPTION	DATE	APPROVED
E	ECN_8257; CHANGE DVI ICON TO THE RIGHT ORIENTATION	2/18/2016	B.ZHANG



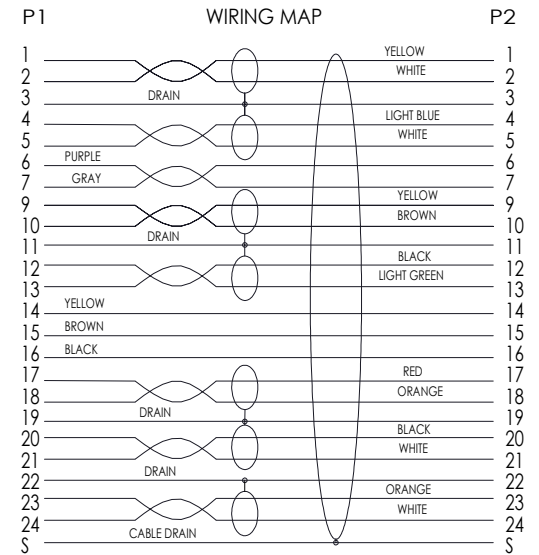
"P1"
MALE DVI-D
DUAL LINK PLUG
RIGHT ANGLE
CONNECTOR

"P2"
MALE DVI-D
DUAL LINK PLUG

UL STYLE 20276,
(7) SHIELDED TWISTED PAIR, 28AWG, STRANDED TINNED COPPER,
(1) UNSHIELDED TWISTED PAIR, 28AWG, STRANDED TINNED COPPER,
(3) CONDUCTORS, 28AWG, STRANDED TINNED COPPER,
SHIELDING(BRAIDED): 36AWG TINNED COPPER
SHIELDING: ALUMINUM/POLYESTER
OUTER JACKET: PVC, BLACK



PART NUMBER	LENGTH	
	FEET	METERS
DVIDD-RA2-1	1.0	[.30]
DVIDD-RA2-3	3.0	[.91]
DVIDD-RA2-5	5.0	[1.52]
DVIDD-RA2-10	10.0	[3.05]
DVIDD-RA2-15	15.0	[4.57]



PIN 8: NO CONNECTION

NOTES:

1. CABLE ASSEMBLY TO BE TESTED FOR CONTINUITY
2. CABLE ASSEMBLY TO BE INDIVIDUALLY PACKAGED IN ACCORDANCE WITH L-COM SPEC. PS-0031.
3. DUST COVERS INSTALLED FOR SHIPPING (NOT SHOWN).

REGULATORY COMPLIANCE:
CE2011/65/EU(RoHS DIRECTIVE)

UNLESS OTHERWISE SPECIFIED, DIMENSIONS ARE IN INCHES [mm] OVERALL CABLE LENGTH TOLERANCE: ≤12 [305] = +1 [25] / -0 >12 [305] ≤60 [1524] = +2 [51] / -0 >60 [1524] ≤120 [3048] = +4 [102] / -0 >120 [3048] ≤300 [7620] = +6 [152] / -0 >300 [7620] = +5% / -0%	APPROVALS	DATE		45 BEECHWOOD DRIVE NORTH ANDOVER, MA 01845
	DRAWN BY D. CASTRO	10/19/11		CATEGORY
ALL OTHER DIMENSIONAL TOLERANCES: .X = ±.2 [5.08] .XX = ±.02 [1.51] .XXX = ±.005 [1.3]	CHECKED BY D. PARHAM	10/19/11	PRODUCT DESCRIPTION	CBL DVI-D DL RA
PROJECTION	APPROVED BY P. MCNEIL	10/20/11		
	CONFIGURATION DETAILS OF UNDIMENSIONED FEATURES MAY VARY	COLOR VARIATIONS MAY OCCUR	DWG. NO. DVIDD-RA2	REV. E
REF	SCALE: NONE	CAD FILE: DVIDD-RA2.SLDRW	SHEET 1 OF 1	