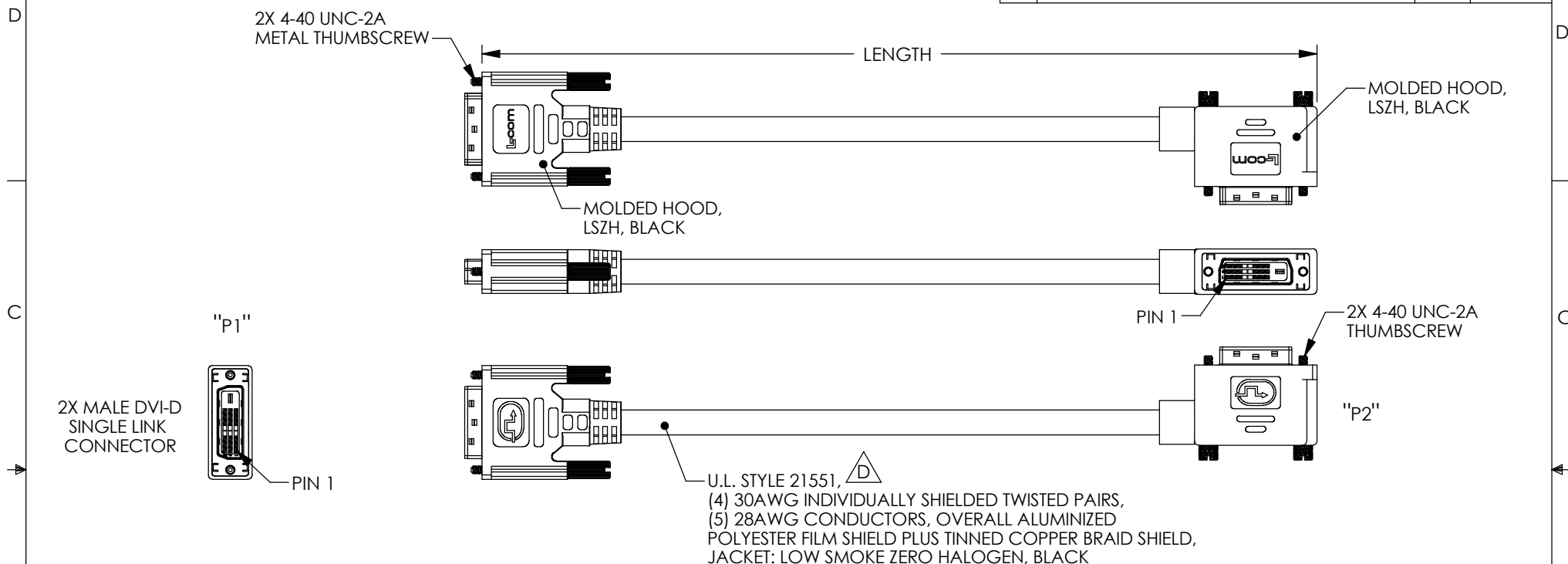
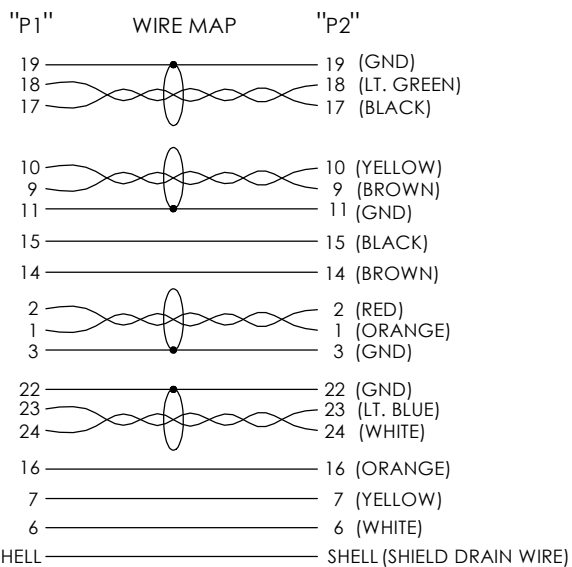
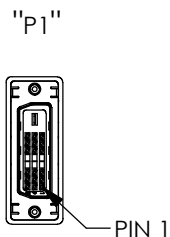


THE INFORMATION CONTAINED IN THIS DRAWING IS THE SOLE PROPERTY OF L-COM, INC. ANY REPRODUCTION IN PART OR WHOLE WITHOUT THE WRITTEN PERMISSION OF L-COM, INC. IS PROHIBITED.

REVISIONS			
REV	DESCRIPTION	DATE	APPROVED
A	INITIAL RELEASE	4/23/13	D.GRIFFIN
B	ECN 6873: UL21100 WAS UL29276, REVISED ROHS NOTE	6/3/13	D.FRISIELLO
C	ECN8182: UPT DWG FROM MOLDED THUMBSCREW TO METAL THUMBSCREW	11/30/2015	B.ZHANG
D	ECN 10829: REVISE UL STYLE TO 21551, ADD LSZH CBL CHARACTERISTICS TO DWG, NEW FORMAT	12/02/2020	M.BLACKWOOD



2X MALE DVI-D SINGLE LINK CONNECTOR



PIN 8 NO CONNECTION

NOTES:

1. CABLE ASSEMBLY SHALL BE TESTED FOR CONTINUITY.
2. CABLE ASSEMBLY SHALL BE INDIVIDUALLY PACKAGED IN ACCORDANCE WITH L-COM SPECIFICATION PS-0031.
3. DUST COVERS INSTALLED FOR SHIPPING (NOT SHOWN).

LSZH CABLE CHARACTERISTICS:

FLAME RATING: IEC 60332-1
 CORROSIVE GAS: IEC 60754
 SMOKE EMISSION: IEC 61034

MODEL NUMBER	LENGTH	
	FEET	METERS
DVIDS-RA3Z-1	1.0	.31
DVIDS-RA3Z-3	3.0	.91
DVIDS-RA3Z-5	5.0	1.52
DVIDS-RA3Z-10	10.0	3.05
DVIDS-RA3Z-15	15.0	4.57

UNLESS OTHERWISE SPECIFIED, DIMENSIONS ARE IN INCHES [mm] OVERALL CABLE LENGTH TOLERANCE: ≤12 [305] ≤+1 [25] / -0 >12 [305] ≤60 [1524] = +2 [51] / -0 >60 [1524] ≤120 [3048] = +4 [102] / -0 >120 [3048] ≤300 [7620] = +6 [152] / -0 >300 [7620] = +5% / -0 ALL OTHER DIMENSIONAL TOLERANCES: .X = ± .2 [5] FRACTIONS .XX = ± .02 [5] ± 1/32 .XXX = ± .005 [13] ANGLES ± 1° THIRD-ANGLE PROJECTION	APPROVALS	DATE	50 High Street, West Mill, North Andover, MA 01845 USA. Phone: 1.800.341.5266 1.978.682.6936
	DRAWN BY: D.FRISIELLO CHECKED BY: R.SCOTT APPROVED BY: S.SMITH	4/17/13	
CONFIGURATION DETAILS OF UNDIMENSIONED FEATURES MAY VARY COLOR VARIATIONS MAY OCCUR	CATEGORY: AUDIO/VIDEO PRODUCT DESCRIPTION: CA-DVI SL M/M RA LFT EXIT LSZH		SIZE: A CAGE CODE: 43321 DWG. NO.: DVIDS-RA3Z SCALE: NONE CAD FILE: DVIDS-RA3Z.SLDRW
	SHEET 1 OF 1		REV. D