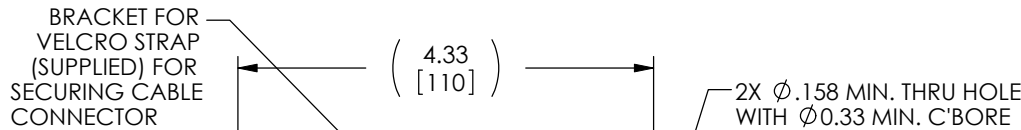
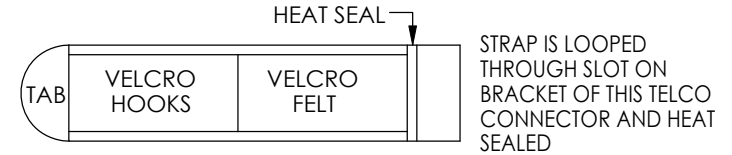
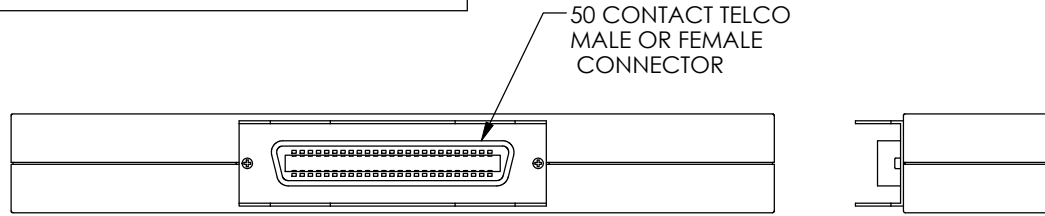


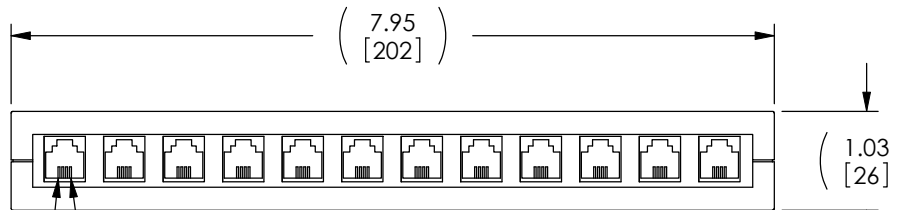
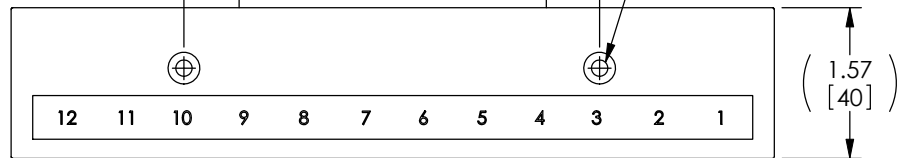
THE INFORMATION CONTAINED IN THIS DRAWING IS THE SOLE PROPERTY OF L-COM, INC. ANY REPRODUCTION IN PART OR WHOLE WITHOUT THE WRITTEN PERMISSION OF L-COM, INC. IS PROHIBITED.

REVISIONS			
REV	DESCRIPTION	DATE	APPROVED
A	DRAWING NUMBER WAS 96-091101	7/21/09	D. CASTRO
A	ECN 99999: ADDED TABLE	8/11/09	D. CASTRO
A	ECN 99999: REVISED DESCRIPTION TO 6X4	5/14/10	D.FRISIELLO



WIRE MAP
(IN ACCORDANCE WITH SCHEDULE 0 (USOC) 4 WIRE)

JACK NO.	RJ11 PIN NO.	50 PIN CONNECTOR	JACK NO.	RJ11 PIN NO.	50 PIN CONNECTOR
1	4	26	7	4	38
	3	1		3	13
	2	27		2	39
	5	2		5	14
2	4	28	8	4	40
	3	3		3	15
	2	29		2	41
3	5	4	9	5	16
	4	30		4	42
	3	5		3	17
4	2	31	10	2	43
	5	6		5	18
	4	32		4	44
5	3	7	11	3	19
	2	33		2	45
	5	8		5	20
6	4	34	12	4	46
	3	9		3	21
	2	35		2	47
	5	10		5	22
	4	36		4	48
	3	11		3	23
	2	37		2	49
	5	12		5	24



MODEL NUMBER	TELCO CONNECTOR
EC412F	FEMALE
EC412M	MALE

NO CONNECTIONS TO TELCO CONTACTS 25 & 50

NOTES:

- HOUSING IS ABS PLASTIC, COLOR: GRAY.
- EACH CLUSTER BAR IS INDIVIDUALLY PACKAGED IN A PLASTIC BAG WITH (2) 35mm (1.38) LONG WOOD SCREWS AND (1) PIECE OF DOUBLE SIDED MOUNTING TAPE OF THE SAME LENGTH AS THE ABS HOUSING.
- EACH CLUSTER BAR HAS A SPECIAL MOUNTING STRAP HAVING APPROXIMATELY 50mm OF VELCRO HOOKS AND 50mm OF FELT. THERE IS A PULL TAB ON THE HOOKS END AND A HEAT SEALED LOOP ON THE FELT END.

UNLESS OTHERWISE SPECIFIED, DIMENSIONS ARE IN INCHES [mm] OVERALL CABLE LENGTH TOLERANCE: ≤12 [305] = +1 [25] / -0 >12 [305] ≤60 [1524] = +2 [51] / -0 >60 [1524] ≤120 [3048] = +4 [102] / -0 >120 [3048] ≤300 [7620] = +6 [152] / -0 >300 [7620] = +3% / -0% ALL OTHER DIMENSIONAL TOLERANCES: .X = ±.2 .XX = ±.02 .XXX = ±.005	APPROVALS DRAWN BY: TJC CHECKED BY: BJD APPROVED BY: ENG	DATE 7/21/99 7/22/99 7/22/99	45 BEECHWOOD DRIVE NORTH ANDOVER, MA 01845	
	CONFIGURATION DETAILS OF UNDIMENSIONED FEATURES MAY VARY			CATEGORY MODULAR
	PROJECTION 	COLOR VARIATIONS MAY OCCUR	SIZE A	PRODUCT DESCRIPTION BRIDGING ADAPTER 12 PORT(6X4)
	SCALE: NONE		FSCM NO. 43321	DWG. NO. EC412F
CAD FILE: EC412F.SLDDRW		SHEET 1 OF 1		