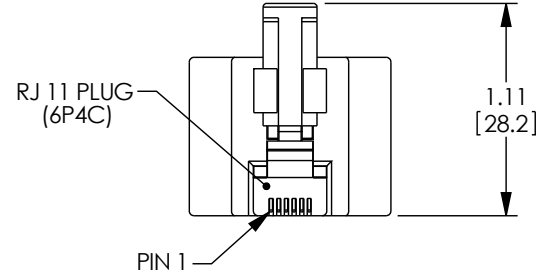
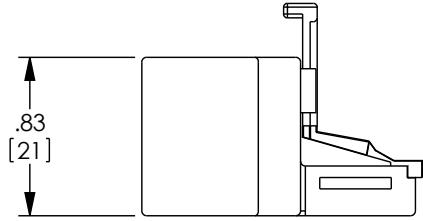
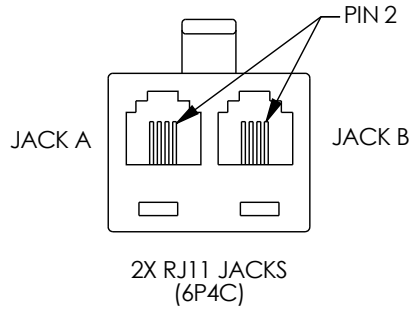
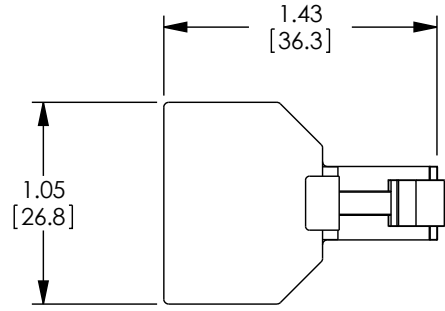


THE INFORMATION CONTAINED IN THIS DRAWING IS THE SOLE PROPERTY OF L-COM, INC. ANY REPRODUCTION IN PART OR WHOLE WITHOUT THE WRITTEN PERMISSION OF L-COM, INC. IS PROHIBITED.

REVISIONS			
REV	DESCRIPTION	DATE	APPROVED
A	DRAWING REPLACES EC503-4-OD1	9/25/14	D.FRISIELLO



WIRING MAP		
JACK A	JACK B	PLUG
-	-	1
2	2	2
3	3	3
4	4	4
5	5	5
-	-	6

NOTES:

- JACKS ACCEPT RJ11 PLUGS.
- MATERIAL:
CONTACTS: GOLD PLATED
HOUSING: ABS; COLOR: IVORY
- ALL DIMENSIONS ARE FOR REFERENCE ONLY.
- COMPONENT SHALL BE TESTED FOR CONTINUITY.
- COMPONENT SHALL BE INDIVIDUALLY PACKAGED IN ACCORDANCE WITH L-COM SPECIFICATION PS-0031.

REGULATORY COMPLIANCE:
CE2011/65/EU(RoHS DIRECTIVE)

UNLESS OTHERWISE SPECIFIED, DIMENSIONS ARE IN INCHES [mm] OVERALL CABLE LENGTH TOLERANCE: $\leq 12 [305] = +1 [25] / -0$ $> 12 [305] \leq 60 [1524] = +2 [51] / -0$ $> 60 [1524] \leq 120 [3048] = +4 [102] / -0$ $> 120 [3048] \leq 300 [7620] = +6 [152] / -0$ $> 300 [7620] = +5\% / -0\%$ ALL OTHER DIMENSIONAL TOLERANCES: .X = $\pm .2 [5.08]</math>.XX = \pm .02 [51]</math>.XXX = \pm .005 [13]</math>$	APPROVALS	DATE		45 BEECHWOOD DRIVE NORTH ANDOVER, MA 01845
	DRAWN BY DOUG PARHAM	3/15/2001		
	CHECKED BY TOM CLARK	3/16/01	PRODUCT DESCRIPTION MOD SPLITTER(6X4)M TO 2 (6X4)F	
	APPROVED BY RON CARRICK	3/20/2001		
PROJECTION 	CONFIGURATION DETAILS OF UNDIMENSIONED FEATURES MAY VARY	COLOR VARIATIONS MAY OCCUR	SIZE A	FSCM NO. 43321
			DWG. NO. EC503-4	REV. A
			SCALE: NONE	CAD FILE: EC503-4.SLDDRW
				SHEET 1 OF 1