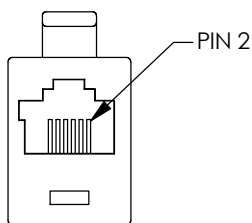
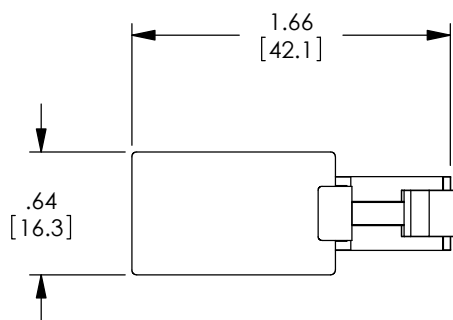
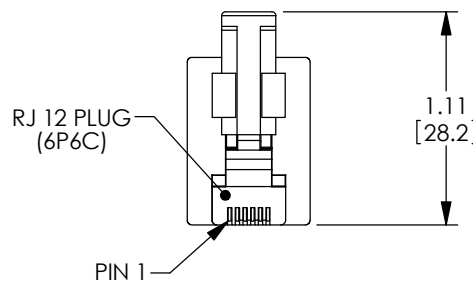



THE INFORMATION CONTAINED IN THIS DRAWING IS THE SOLE PROPERTY OF L-COM, INC. ANY REPRODUCTION IN PART OR WHOLE WITHOUT THE WRITTEN PERMISSION OF L-COM, INC. IS PROHIBITED.

REVISIONS			
REV	DESCRIPTION	DATE	APPROVED
A	DRAWING REPLACES EC535AD-OD1	9/25/14	D.FRISIELLO



RJ45K JACK
(8P6C)



WIRING MAP	
RJ45K JACK	RJ12 PLUG
1	-
2	1
3	2
4	3
5	4
6	5
7	6
8	-

NOTES:

1. JACKS ACCEPT RJ45 KEYED PLUGS.

2. MATERIAL:
CONTACTS: GOLD PLATED
HOUSING: ABS; COLOR: IVORY

3. ALL DIMENSIONS ARE FOR REFERENCE ONLY.

4. COMPONENT SHALL BE TESTED FOR CONTINUITY.

5. COMPONENT SHALL BE INDIVIDUALLY PACKAGED IN ACCORDANCE WITH L-COM SPECIFICATION PS-0031.

REGULATORY COMPLIANCE:
CE2011/65/EU (RoHS DIRECTIVE)

UNLESS OTHERWISE SPECIFIED, DIMENSIONS ARE IN INCHES [mm] OVERALL CABLE LENGTH TOLERANCE: ≤12 [305] = +1 [25] / -0 >12 [305] ≤60 [1524] = +2 [51] / -0 >60 [1524] ≤120 [3048] = +4 [102] / -0 >120 [3048] ≤300 [7620] = +6 [152] / -0 >300 [7620] = +5% / -0% ALL OTHER DIMENSIONAL TOLERANCES: .X = ±.2 [5.08] .XX = ±.02 [1.51] .XXX = ±.005 [1.13]	APPROVALS DRAWN BY DOUG PARHAM CHECKED BY T CLARK APPROVED BY C. McCORMICK	DATE 3/19/2001 3/20/2001 3/27/2001	45 BEECHWOOD DRIVE NORTH ANDOVER, MA 01845		
	CONFIGURATION DETAILS OF UNDIMENSIONED FEATURES MAY VARY		CATEGORY TELECOM/MODULAR		
PROJECTION 	COLOR VARIATIONS MAY OCCUR	SIZE A	FSCM NO. 43321	DWG. NO. EC535AD	REV. A
SCALE: NONE		CAD FILE: EC535AD.SLDDRW		SHEET 1 OF 1	