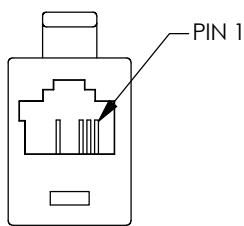
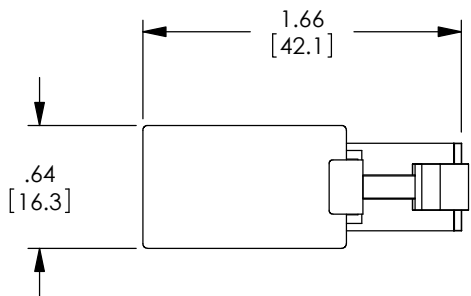
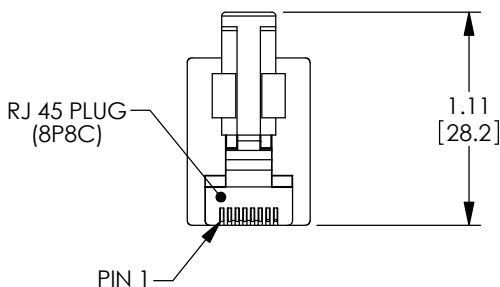
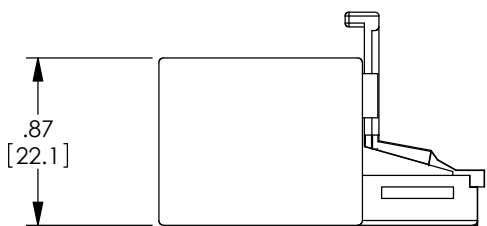


THE INFORMATION CONTAINED IN THIS DRAWING IS THE SOLE PROPERTY OF L-COM, INC. ANY REPRODUCTION IN PART OR WHOLE WITHOUT THE WRITTEN PERMISSION OF L-COM, INC. IS PROHIBITED.

REVISIONS			
REV	DESCRIPTION	DATE	APPROVED
A	DRAWING REPLACES EC535D-10X-OD1	9/26/14	D.FRISIELLO



RJ45K JACK (8P4C)



WIRING MAP	
RJ45K JACK	RJ45 PLUG
3	1
6	2
1	3
-	4
-	5
2	6
-	7
-	8

**NOTES:**

- JACK ACCEPTS RJ45 KEYPED PLUGS.
- MATERIAL:  
CONTACTS: GOLD PLATED  
HOUSING: ABS; COLOR: IVORY
- ALL DIMENSIONS ARE FOR REFERENCE ONLY.
- COMPONENT SHALL BE TESTED FOR CONTINUITY.
- COMPONENT SHALL BE INDIVIDUALLY PACKAGED IN ACCORDANCE WITH L-COM SPECIFICATION PS-0031.

**REGULATORY COMPLIANCE:**  
CE2011/65/EU(RoHS DIRECTIVE)

UNLESS OTHERWISE SPECIFIED, DIMENSIONS ARE IN INCHES [mm] OVERALL CABLE LENGTH TOLERANCE: ≤12 [305] = +1 [25] / -0 >12 [305] ≤60 [1524] = +2 [51] / -0 >60 [1524] ≤120 [3048] = +4 [102] / -0 >120 [3048] ≤300 [7620] = +6 [152] / -0 >300 [7620] = +5% / -0% ALL OTHER DIMENSIONAL TOLERANCES: .X = ±.2 [5.08] .XX = ±.02 [1.51] .XXX = ±.005 [1.13]	APPROVALS DRAWN BY DOUG PARHAM CHECKED BY T CLARK APPROVED BY C. McCORMICK	DATE 3/19/2001 3/20/2001 3/27/2001	45 BEECHWOOD DRIVE NORTH ANDOVER, MA 01845
	CONFIGURATION DETAILS OF UNDIMENSIONED FEATURES MAY VARY		CATEGORY <b>TELECOM/MODULAR</b>
PROJECTION 	COLOR VARIATIONS MAY OCCUR	PRODUCT DESCRIPTION <b>10BASE-T XOVR ADPT RJ45M/F</b>	SCALE: NONE CAD FILE: EC535D-10X.SLDDRW SHEET 1 OF 1
SIZE <b>A</b>	FSCM NO. <b>43321</b>	DWG. NO. <b>EC535D-10X</b>	REV. <b>A</b>